




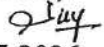
UNIVERSITY OF SARGODHA
OFFICE OF THE REGISTRAR
(ACAD BRANCH)

NOTIFICATION

On the recommendations of Academic Council made in its 24th (1/2025) meeting held on 26.08.2025, the Syndicate in its 72nd (4/2025) meeting held on 12.09.2025 has approved the curricula of following programs for implementation w.e.f. **Spring 2027**.

- | | | |
|-----|-----------------------------|-------------|
| I. | BS Fashion Design (4-Years) | (Annex-‘A’) |
| II. | MS Fine Arts (2-Years) | (Annex-‘B’) |


(WAQAR AHMAD)
Additional/Registrar (General)


Dated: 20.05.2026

No. SU/Acad/26/ 443

Distribution:

- Director, Institute of Art & Design
- Controller of Examinations
- Director Academics

C.C:

- Director, QEC
- Additional Registrar (A & R)
- Secretary to the Vice-Chancellor
- PA to Registrar
- Notification File

CURRICULUM & SCHEME OF STUDIES

BS Fashion Design (04 years)

w.e.f Spring (2027)



Institute of Art & Design
UNIVERSITY OF SARGODHA

1. Overview:

The BS. Fashion design is 04-Years, an undergraduate program that prepares students for careers in the fashion industry on national and international level. It focuses on developing both creative and technical skills, equipping students with the knowledge to conceptualize, design, and yield innovative fashion products. The program typically includes coursework in areas like Design Theory, Pattern Making, Draping, Fashion Illustration and Haute Couture Design. The objective of the BS Fashion Design program is to provide a customized quality education and professional practices regarding fashion design to the young budding professionals and designers. Graduates will be able to build a strong image of Pakistani fashion and culture using and re-employing the vast range of motifs and styles based on our rich fashion and textile legacy, using latest technology keeping in with the fast-changing world trends in textile and fashion industry. This program will develop and expand spheres of academic and scholarly distinction and continue to build an individualized educational experience that integrates theory and practice.

2. Program Structure:

Duration	Minimum 4-Years (8-Semesters), Maximum 6-Years (12-Semesters)
Admission Requirements:	At least 45% marks in Intermediate (FA, FSc, I.Com, D.Com, ICS, A-Level, or equivalent)
Degree Completion Requirements:	145 Credit Hours

3. General Education (Gen Ed) Requirements: (Mandatory/Core Courses, minimum 30 credit hours):

Sr. No.	Semester	Course Code	Course Title	Credit Hours	Prerequisite
1.	2	URCG-5112	Fables, Wisdom Literature and Epic	2(2-0)	Nil
2.	4	URCG-5114	Basic Science	3(2-1)	Nil
3.	2	URCG-5116	Science of Society-I	2(2-0)	Nil
4.	1	URCG-5118	Functional English	3(3-0)	Nil
5.	3	URCG-5119	Expository Writing	3(3-0)	Nil
6.	2	URCG-5120	Exploring Quantitative Skills	3(3-0)	Nil
7.	3	URCG-5121	Tools for Quantitative Reasoning	3(3-0)	Nil
8.	1	URCG-5105 URCG-5126	Islamic Studies (OR) Ethics	2(2-0)	Nil
9.	2	URCG-5128	Pakistan Studies	2(2-0)	Nil
10.	3	URCG-5122	Ideology and Constitution of Pakistan	2(2-0)	Nil
11.	1	URCG-5123	Applications of Information and Communication Technologies (ICT)	3(2-1)	Nil

12.	4	URCG-5124	Entrepreneurship	2(2-0)	Nil
12.	4	URCG-5125	Civics and Community Engagement	2(2-0)	Nil
13.	1	URCG-5129 URCG-5131	Understanding of Holy Quran-I/ Ethics-I	1(0-1)	Nil
14	3	URCG-5130 URCG-5132	Understanding of Holy Quran-II/ Ethics-II	1(0-1)	Nil
15	2	URCG-5127	Seerat of the Holy Prophet (SAW)	1(1-0)	Nil
GE Courses Credit Hours Total				35	

4. Single Major Courses:

Sr. No.	Course Code	Course Title	Credit Hours	Prerequisite
1.	FADN-5201	Drawing-I (Basics)	2(0-2)	(mention course code only)
2.	FADN-5202	Fundamentals of Art & Design	3(1-2)	
3.	FADN-5203	Art History-I (Stone-Age, Mesopotamian Civilizations & Indus Valley Civilization, Egyptian Civilization)	2(2-0)	
4.	FADN-5204	Drawing-II (Human anatomy)	2(0-2)	
5.	FADN-5205	3D Design Studio (Sculpture)	2(0-2)	
6.	FADN-5206	Art History-II (Chinese Civilization, Greek Civilization, Roman Civilization, Byzantine, Romanesque and Gothic Art)	2(2-0)	
7.	FADN-5207	Textile Materials and Process	2(2-0)	
8.	FADN-5208	Fashion Drawing-I	2(0-2)	
9.	FADN-5209	Sewing-I	2(0-2)	
10.	FADN-5210	Pattern Making-I	2(0-2)	
11.	FADN-5211	Draping-I	2(0-2)	
12.	FADN-5212	History of Western Art-I (Proto-renaissance, Higher Renaissances, Mannerism, Baroque, Rococo, Romanticism, Neo-Classical Art)	2(2-0)	
13.	FADN-5213	Fashion Drawing-II	2(0-2)	
14.	FADN-5214	Sewing-II	2(0-2)	
15.	FADN-5215	Pattern Making-II	2(0-2)	
16.	FADN-5216	Draping-II	2(0-2)	
17.	FADN-5217	History of Western Art-II (Realism, Impressionism, Neo-Impressionism and Art movements of 20 th Century)	2(2-0)	
18.	FADN-5218	Textile Design Studio-I (Studio Practice)	2(0-2)	
19.	FADN-6120	Fashion Illustration	2(0-2)	
20.	FADN-6121	Sewing-III	2(0-2)	
21.	FADN-6122	Pattern Making-III	2(0-2)	
22.	FADN-6123	Advance Draping-I	2(0-2)	
23.	FADN-6124	Textile Design Essentials-I (Batik, Tie & Dye, Natural dyes & Eco Printing, Silk Painting, Stenciling, Screen Printing, Block Printing)	3(0-3)	
24.	FADN-6125	History of Fashion & Costume Design-I	2(2-0)	
25.	FADN-6126	Textile Design Studio-II (Studio Practice)	2(0-2)	

26.	FADN-6127	Draping for Couture Design	2(0-2)	
27.	FADN-6128	Garment Construction-I	2(0-2)	
28.	FADN-6129	History of Fashion & Costume Design-II	2(2-0)	
29.	FADN-6130	Digital Fashion Tool-I	2(0-2)	
30.	FADN-6131	Textile Design Essentials-II (Embroideries, Smoking, Slashing, Patchwork, Applique, Burning)	3(0-3)	
31.	FADN-6132	Garment Construction-II	2(0-2)	
32.	FADN-6133	Fashion Trend & Forecast	2(1-1)	
33.	FADN-6134	Textile & Fashion Technology	2(2-0)	
34.	FADN-6135	Research Methodology	2(2-0)	
35.	FADN-6136	Textile Electives (Weaving, Knotting, Knitting)	3(0-3)	
36.	FADN-6138	Matrimonial & Accessories Design	3(0-3)	
37.	FADN-6139	Fashion Design Seminar	3(0-3)	
38.	FADN-6140	Apparel Technology	2(2-0)	
39.	FADN-6141	Project Research Report	1(1-0)	
Major Courses Credit Hours Total			83	

5. Interdisciplinary/Allied courses: minimum 12 credit hours:

Course Code	Course Title	Cr. Hours
SOCI-5107	Pakistani Society and Culture	3(3-0)
BUSB-6144	Advertising Management	3(3-0)
GRAD-5110	Photography	3(1-2)
BUSB-6148	Digital Marketing	3(3-0)
Interdisciplinary Courses Credit Hours Total		12

6. Field experience/internship: Minimum 03 credit hours:

Lasting 6-8 weeks and ideally scheduled during summer breaks after 4th semester for Associate Degree, otherwise scheduled during summer breaks after 6th semester

FADN-6119	Internship*	3(3-0)
-----------	-------------	--------

7. Capstone project: Minimum 03 credit hours:

This project, after the sixth semester, requires faculty supervision and evaluation following department guidelines

FADN-6137	Capstone Project -I	6(0-6)
FADN-6142	Capstone Project -II	6(0-6)

Total 145

Vanya

BS FASHION DESIGN PROGRAM

Scheme of Studies

Semester-I

Category	Course Code	Course Title	Credit Hours
GE-1	URCG-5118	Functional English	3(3-0)
GE-2	URCG-5105 URCG-5126	Islamic Studies (OR) Ethics	2(2-0)
GE-3	URCG-5123	Applications of Information and Communication Technologies (ICT)	3(2-1)
GE-4	URCG-5129 URCG-5131	Understanding of Holy Quran-I / Ethics- I	1(0-1)
Major-1	FADN-5201	Drawing-I (Basics)	2(0-2)
Major-2	FADN-5202	Fundamentals of Art & Design	3(1-2)
Major-3	FADN-5203	Art History-I (Stone-Age, Mesopotamian Civilizations & Indus Valley Civilization, Egyptian Civilization)	2(2-0)

Semester Total Credit Hours: 16 ✓

Semester-II

Category	Course Code	Course Title	Credit Hours
GE-5	URCG-5112	Fables, Wisdom Literature and Epic	2(2-0)
GE-6	URCG-5116	Science of Society-I	2(2-0)
GE-7	URCG-5120	Exploring Quantitative Skills	3(3-0)
GE-8	URCG-5128	Pakistan Studies	2(2-0)
GE-18	URCG-5127	Seerat of the Holy Prophet (SAW)	1(1-0)
Major-4	FADN-5204	Drawing-II (Human anatomy)	2(0-2)
Major-5	FADN-5205	3D Design Studio (Sculpture)	2(0-2)
Major-6	FADN-5206	Art History-II (Chinese Civilization, Greek Civilization, Roman Civilization, Byzantine, Romanesque and Gothic Art)	2(2-0)
Major-7	FADN-5207	Textile Materials and Process	2(2-0)

Semester Total Credit Hours: 18 ✓

Semester-III

Category	Course Code	Course Title	Credit Hours
GE-9	URCG-5119	Expository Writing ✓	3(3-0)
GE-10	URCG-5121	Tools for Quantitative Reasoning ✓	3(3-0)
GE-11	URCG-5122	Ideology and Constitution of Pakistan ✓	2(2-0)
Major-8	FADN-5208	Fashion Drawing-I ✓	2(0-2)
Major-9	FADN-5209	Sewing-I ✓	2(0-2)
Major-10	FADN-5210	Pattern Making-I ✓	2(0-2)
Major-11	FADN-5211	Draping-I ✓	2(0-2)
Major-12	FADN-5212	History of Western Art-I (Proto-renaissance, Higher Renaissances, Mannerism, Baroque, Rococo, Romanticism, Neo-Classical Art) ✓	2(2-0)
GE-12	URCG-5130 URCG-5132	Understanding of Holy Quran-II / Ethics-II	1(0-1)

Semester Total Credit Hours: 19 ✓

Semester-IV

Category	Course Code	Course Title	Credit Hours
GE-13	URCG-5114	Basic Science ✓	3(2-1)
GE-14	URCG-5124	Entrepreneurship ✓	2(2-0)
GE-15	URCG-5125	Civics and Community Engagement ✓	2(2-0)
Major-13	FADN-5213	Fashion Drawing-II ✓	2(0-2)
Major-14	FADN-5214	Sewing-II ✓	2(0-2)
Major-15	FADN-5215	Pattern Making-II ✓	2(0-2)
Major-16	FADN-5216	Draping-II ✓	2(0-2)
Major-17	FADN-5217	History of Western Art-II (Realism, Impressionism, Neo-Impressionism and Art movements of 20 th Century) ✓	2(2-0)
Major-18	FADN-5218	Textile Design Studio-I (Studio Practice) ✓	2(0-2)

Semester Total Credit Hours: 19 ✓

Summer Semester (For student existing program to have Associate Degree)

Category	Course Code	Course Title	Credit Hours	Description
Compulsory	FADN-6119	Internship	3(3-0) ✓	Completion of minimum 45 days/6 hours per day

Semester-V

Category	Course Code	Course Title	Credit Hours
ID-1	SOCI-5107	Pakistani Society and Culture	3(3-0)
Major-20	FADN-6120	Fashion Illustration	2(0-2)
Major-21	FADN-6121	Sewing-III	2(0-2)
Major-22	FADN-6122	Pattern Making-III	2(0-2)
Major-23	FADN-6123	Advance Draping-I	2(0-2)
Major-24	FADN-6124	Textile Design Essentials-I (Batik, Tie & Dye, Natural dyes & Eco Printing, Silk Painting, Stenciling, Screen Printing, Block Printing)	3(0-3)
Major-25	FADN-6125	History of Fashion & Costume Design-I	2(2-0)
Major-26	FADN-6126	Textile Design Studio-II (Studio Practice)	2(0-2)

Semester Total Credit Hours: 18 ✓

Semester-VI

Category	Course Code	Course Title	Credit Hours
ID-3	GRAD-5110	Photography	3(1-2)
Major-27	FADN-6127	Draping for Couture Design	2(0-2)
Major-28	FADN-6128	Garment Construction-I	2(0-2)
Major-29	FADN-6129	History of Fashion & Costume Design-II	2(2-0)
Major-30	FADN-6130	Digital Fashion Tool-I	2(0-2)
Major-31	FADN-6131	Textile Design Essentials-II (Embroideries, Smoking, Slashing, Patchwork, Applique, Burning)	3(0-3)
ID-4	BUSB-6148	Digital Marketing	3(3-0)

Semester Total Credit Hours: 17 ✓

Summer Semester (For student completion of BS Degree program)

Category	Course Code	Course Title	Credit Hours	Description
Compulsory	FADN-6119	Internship	3(3-0)	Completion of minimum 45 days/6 hours per day

Yanyan S.

Semester-VII

Category	Course Code	Course Title	Credit Hours
ID-02	BUSB-6144	Advertising Management	3(3-0)
Major-32	FADN-6132	Garment Construction-II	2(0-2)
Major-33	FADN-6133	Fashion Trend & Forecast	2(1-1)
Major-34	FADN-6134	Textile & Fashion Technology	2(2-0)
Major-35	FADN-6135	Research Methodology	2(2-0)
Major-36	FADN-6136	Textile Electives (Weaving, Knotting, Knitting)	3(0-3)
	FADN-6137	Capstone Project -I	6(0-6)

Semester Total Credit Hours: 20

Semester-VIII

Category	Course Code	Course Title	Credit Hours
Major-37	FADN-6138	Matrimonial & Accessories Design	3(0-3)
Major-38	FADN-6139	Fashion Design Seminar	3(0-3)
Major-39	FADN-6140	Apparel Technology	2(2-0)
Major-40	FADN-6141	Project Research Report	1(1-0)
	FADN-6142	Capstone Project -II	6(0-6)

Semester Total Credit Hours: 15

Total Credits of program: 145


BS FASHION DESIGN PROGRAM

Curriculum

Semester-I

Category	Course Code	Course Title	Credit Hours
GE-1	URCG-5118	Functional English	3(3-0)
GE-2	URCG-5105 URCG-5126	Islamic Studies (OR) Ethics	2(2-0)
GE-3	URCG-5123	Applications of Information and Communication Technologies (ICT)	3(2-1)
GE-4	URCG-5129 URCG-5131	Understanding of Holy Quran-I / Ethics- I	1(0-1)
Major-1	FADN-5201	Drawing-I (Basics)	2(0-2)
Major-2	FADN-5202	Fundamentals of Art & Design	3(1-2)
Major-3	FADN-5203	Art History-I (Stone-Age, Mesopotamian Civilizations & Indus Valley Civilization, Egyptian Civilization)	2(2-0)

Semester Total Credit Hours: 16

URCG-5118

Functional English

3(3-0)

The course aims at providing understanding of a writer's goal of writing (i.e. clear, organized and effective content and to use that understanding and awareness for academic reading and writing. The objectives of the course are to make the students acquire and master the grammatical academic writing skills. The course would enable the students to develop argumentative writing techniques. The students would be able to logically add specific details on the topics such as facts, examples and statistical or numerical values. The course will also provide insight to convey the knowledge and ideas in an objective and persuasive manner. Furthermore, the course will also enhance the students' understanding of ethical considerations in writing academic assignments and topics including citation, plagiarism, formatting and referencing the sources as well as the technical aspects involved in referencing.

Contents

1. Developing Analytical Skills
2. Transitional devices (word, phrase and expressions)
3. Development of ideas in writing
4. Reading Comprehension
5. Precis Writing
6. Developing argument
7. Sentence structure: Accuracy, variation, appropriateness, and conciseness
8. Appropriate use of active and passive voice
9. Organization and Structure of a Paragraph
10. Organization and structure of Essay
11. Types of Essays

Recommended Texts

1. Bailey, S. (2011). Academic writing: A handbook for international students (3rd ed.). New York: Routledge.
2. Eastwood, J. (2011). A Basic English grammar. Oxford: Oxford University Press.
3. Swales, J. M., & Feak, C. B. (2012). Academic writing for graduate students: Essential tasks and skills (3rd ed.). Ann Arbor: The University of Michigan Press.
4. Swan, M. (2018). Practical English usage (8th ed.). Oxford: Oxford University Press.

Suggested Readings

1. Biber, D., Johansson, S., Leech, G., Conrad, S., Finnegan, E., & Quirk, R. (1999). Longman grammar of spoken and written English. Harlow Essex: MIT Press.

2. Cresswell, G. (2004). Writing for academic success. London: SAGE.
3. Johnson-Sheehan, R. (2019). Writing today. Don Mills: Pearson.
4. Silvia, P. J. (2019). How to write a lot: A practical guide to productive academic writing. Washington: American Psychological Association
- 5: Thomson, A. J., & Martinet, A. V. (1986). A Practical English Grammar. Oxford: Oxford University Press

Vansen

Introductory/compulsory foundation course

Islamic Studies engages in the study of Islam as a textual tradition inscribed in the fundamental sources of Islam; Qur'aan and Hadith, history and particular cultural contexts. The area seeks to provide an introduction to and a specialization in Islam through a large variety of expressions (literary, poetic, social, and political) and through a variety of methods (literary criticism, hermeneutics, history, sociology, and anthropology). It offers opportunities to get fully introductory foundational basis of Islam in fields that include Qur'aanic studies, Hadith and Scerah of Prophet Muhammad (PBUH), Islamic philosophy, and Islamic law, culture and theology through the textual study of Qur'aan and Sunnah.

- To make students understand the relevance and pragmatic significance of Islam in their lives.
- To make learners comprehend the true spirit of Islam with reference to modern world.
- To generate a sense of Islamic principles as a code of living that guarantee the effective solutions to the current challenges of being.
- To provide Basic information about Islamic Studies
- To enhance understanding of the students regarding Islamic Civilization
- To improve Students skill to perform prayers and other worships
- To enhance the skill of the students for understanding the issues related to faith and religious life.

*Contents*1. Introduction to Qur'aanic Studies تعارف قرآن مجید

- 1) Basic Concepts of Qur'aan قرآن مجید کا بنیادی تعارف
- 2) History of the compilation of Qur'aa تاریخ جمع و تدوین قرآن مجید
- 3) Uloom-ul-Qur'aan علوم القرآن

مطالعہ قرآن (تعارف قرآن مجید، منتخب آیات کا ترجمہ و تفسیر: سورۃ البقرہ آیات 1-5، 284-286؛ سورۃ الحجرات آیات 1-18؛ سورۃ الفرقان آیات 63-77؛ سورۃ المؤمنون آیات 1-11؛ سورۃ الاحزاب آیات 6، 21، 32، 33، 40، 56، 59؛ سورۃ الانعام آیات 151-153؛ سورۃ الصف آیات 1-14؛ الحشر آیات 18-20؛ آل عمران آیات 190-192؛ النحل آیات 12-14؛ لقمن آیت 20، حم السجدہ آیت 53

2. Introduction to Hadith تعارف حدیث

- 1) Legal Status of Hadith حدیث کی قانونی حیثیت
- 2) History of the compilation of Hadith تاریخ جمع و تدوین حدیث
- 3) Classifications of Hadith حدیث کی اقسام



Chairman
Department of Islamic Studies
at Sargodha

متن، حدیث: 1 درج ذیل موضوعات پر احادیث کا مطالعہ

- 1- اعمال کا اجریت پر منحصر ہے۔ 2- بہترین انسان قرآن کا طالب علم اور اس کا معلم ہے۔ 3- کتاب و سنت گراہی سے بچنے کا ذریعہ ہیں 4- ارکان اسلام 5- اسلام، ایمان، احسان اور قیامت کی نشانیاں، 6- بچوں کو نماز کی تلقین 7- دین کا گہرا فہم اللہ کی خاص عنایت ہے 8- حصول علم، تلاوت قرآن اور عمل کی اہمیت و فضیلت، 9- روزِ محشر میں ہونے والا محاسبہ، 10- حقوق اللہ کے ساتھ ساتھ حقوق العباد کا لحاظ رکھنا بھی لازم ہے 11- حسن خلق کی عظمت اور فحش و بدگواہی کی مذمت 12- دنیا و آخرت کی پہلائی کی ضمانت چار چیزیں، 13- ہلاک کر دینے والی سات چیزیں، 14- بے عمل مبلغ کا عبرت ناک انجام 15- ہر شخص نگران ہے اور ہر شخص مسئول

3. Sirah of the Prophet (PBUH)

سیرت النبی ﷺ

1. Significance of Seerah Studies

مطالعہ سیرت کی ضرورت و اہمیت

2. Prophetic principles of Character building

تعمیر سیرت و شخصیت کا نبوی منہاج

اقامت دین کا نبوی طریق کار، اقامت دین بعد خلافت راشدہ، یشاق مدینہ، خطبہ حجۃ الوداع، اخلاقی تعلیمات، تشکیل اجتماعیت اور اسوہ حسنہ، قرآن مجید میں سیرت سرور عالم کا بیان، غزوات نبوی ﷺ کے مقاصد و حکمتیں

4. Islamic Culture & Civilization

اسلامی تہذیب و تمدن

1) Basic Concepts of Islamic Civilization

اسلامی تہذیب کا مفہوم

2) Historical evaluation of Islamic Civilization

اسلامی تہذیب کا تاریخی ارتقاء

3) Salient feature of Islamic Civilization

اسلامی تہذیب کی نمایاں خصوصیات

4) Islamic Civilization and Contemporary Issues

اسلامی تہذیب و تمدن اور معاصر مسائل

اسلامی تہذیب کے عوامل و عناصر، اسلامی تہذیب کے علمی، معاشرتی اور سماجی اثرات، تہذیبوں کے تصادم کے نظریے کا تنقیدی جائزہ، تہذیبی تصادم کے اثرات و نتائج، طبی، حیاتیاتی اور معاشرتی علوم میں مسلمانوں کا کردار، نامور مسلمان سائنسدان

Pre-Requisite: Nil

Recommended Books

- 1) Hameed ullah Muhammad, —Emergence of Islam, IRI, Islamabad
- 2) Hameed ullah Muhammad, —Muslim Conduct of State
- 3) Hameed ullah Muhammad, _Introduction to Islam
- 4) Ahmad Hasan, —Principles of Islamic Jurisprudence, Islamic Research Institute, International Islamic University, Islamabad (1993)
- 5) Dr. Muhammad Zia-ul-Haq, —Introduction to Al Sharia Al Islamia, Allama Iqbal Open University, Islamabad (2001)
- 6) Dr. Muhammad Shahbaz Manj, Teleemat-e- Islam

Chairman
Department of Islamic Studies
University of the Punjab

Tanjia

Contents

1. Meaning and Scope of Ethics.
2. Relation of Ethics with:
 - a) Religion
 - b) Science
 - c) Law
3. Historical Development of Morality:
 - a) Instinctive Moral Life.
 - b) Customary Morality.
 - c) Reflective Morality.
4. Moral Theories:
 - a) Hedonism (Mill)
 - b) Intuitionism (Butler)
 - c) Kant's Moral Theory.
5. Moral Ethics and Society.
 - a) Freedom and Responsibility.
 - b) Tolerance
 - c) Justice
 - d) Punishment (Theories of Punishment)
6. Moral Teachings of Major Religions:
 - a) Judaism
 - b) Christianity
 - c) Islam
7. Professional Ethics:
 - a) Medical Ethics
 - b) Ethics of Students
 - c) Ethics of Teachers
 - d) Business Ethics

REFERENCE BOOKS:

- 1) William Lillie. An Introduction to Ethics., London Methuen & Co. latest edition.
- 2) Titus, H.H. Ethics for Today. New York: American Book, latest edition.
- 3) Hill, Thomas. Ethics in Theory and Practice. N.Y. Thomas Y. Crowel, latest edition
- 4) Ameer Ali, S. The Ethics of Islam. Culcutta: Noor Library Publishers, latest edition
- 5) Donaldson, D.M. Studies in Muslim Ethics. London: latest edition. 6. Sayeed, S.M.A.(Tr.) Ta'aruf-e-Akhlaqiat. Karachi: BCC&T, Karachi University of

The course introduces students to information and communication technologies and their application in the workplace. Objectives include basic understanding of computer software, hardware, and associated technologies. How computers can be used in the workplace, how communications systems can help boost productivity, and how the Internet technologies can influence the workplace. Students will get basic understanding of computer software, hardware, and associated technologies. They will also learn how computers are used in the workplace, how communications systems can help to boost productivity, and how the Internet technologies can influence the workplace.

Contents

1. Introduction, Overview of Information Technology.
2. Hardware: Computer Systems & Components, Storage Devices.
3. Software: Operating Systems, Programming and Application Software.
4. Databases and Information Systems Networks.
5. File Processing Versus Database Management Systems.
6. Data Communication and Networks.
7. Physical Transmission Media & Wireless Transmission Media.
8. Applications of smart phone and usage.
9. The Internet, Browsers and Search Engines.
10. Websites and their types.
11. Email Collaborative Computing and Social Networking.
12. E-Commerce.
13. IT Security and other issues.
14. Cyber Laws and Ethics of using Social media.
15. Use of Microsoft Office tools (Word, Power Point, Excel) or other similar tools depending on the operating system.
16. Other IT tools/software specific to field of study of the students if any.

Recommended Book

1. Discovering Computers 2022: Digital Technology, Data and Devices by Misty E. Vermaat, Susan L. Sebok; 17th edition.

Suggested Books

1. Computing Essentials 2021 by Timothy J. O'Leary and Linda I. O'Leary, McGraw Hill Higher Education; 26th edition.
2. Computers: Understanding Technology by Fuller, Floyd; Larson, Brian: edition 2018.

This course is an introductory course of drawing and it is designed to acquaint the student with the fundamentals of drawing. Class goals include learning to allow the creative part of our minds to create and draw more freely, while learning basic techniques of drawing.

Learning Outcomes:

Students who successfully complete this class will be able to

- demonstrate an ability to draw observationally, appropriately applying an understanding of line, value, volume, proportion, and perspective in a unified composition
- develop and understand good composition principles
- develop and understand technical skills such as simple drawing needed to render well composed 2-dimensional designs
- develop creative and visual abilities in their practice

Content:

- Introduction to Drawing Media
 - Graphite
 - Charcoal
 - Conte
 - Pen/ink
 - Ball-pen
- Basic Drawing Practices
 - Study of Line, shape and volume.
 - Depiction of basic three-dimensional geometric forms.
 - Introduction to perspective and foreshortening.
 - Light, shadow, tone, and texture.
- Quick Sketching
 - To draw 3-Dimensional geometric and biomorphic forms from 360 angle (from different sitting plans)
- Portfolio development
 - Sketch Books
 - Maintenance of initial drawing portfolio.

Recommended Books:

1. Thomas, Paul and Taylor, Anita. Drawing Foundation Course. Cassell Illustrated; 2003
2. Civardi, Giovanni, Drawing Techniques. Search Press; 2006
3. Ilatovskaya, Tatiana, Master Drawing. Harry N. Abrams; 1st edition, 1996
4. Civardi, Giovanni, The Art of Drawing. Search Press; 2010

This course introduces the basics of design and the skills required for the development of diverse practical disciplines. This course provides a brief introduction about the elements and principles of art and design and will also help the students to develop a dialogue with the objects. It is designed to serve as a bridge to all studio courses as well as to understand and manipulate the formal elements of the visual language. It is designed to serve as a bridge to all studio courses as well as to understand and manipulate the formal elements of the visual language.

Learning Outcomes:

After the successful completion of this course students will be able to

- Talk about works of art and learn basic skills and knowledge necessary to communicate in each art form.
- Develop an understanding with the elements of art like dot line, color, texture in colour.
- Appreciate the basic principles of design like harmony, rhythm, balance etc. in colour
- Design on different assigned topics.
- Understand the value and language of design in colour
- Develop and apply design skills through the use of colour, materials and techniques for generation of original artwork.

Content:

- Elements of Art
 - Line; Types of Lines, characters and Expressive qualities
 - Shape; Types of Shape, physical & Expressive Qualities of Shapes
 - Form; Types of Form, Physical & Expressive Qualities of Forms
 - Value and Space
 - Texture; Types of Texture, Texture exploration
 - Principles of Art
 - Balance
 - Proportion
 - Emphasis
 - Variety
 - Colour wheel
 - Tints and shades
 - Analogues colors
 - Warm and Cool Colors
 - Colors with respect to seasons
 - Principles of Art with respect to colour
 - Monotone rendering practice
 - Image rendering based on Primary, secondary and tertiary colors
 - Movement
 - Design based on color movement
 - Rhythm
 - Harmony
 - Colour Mood boards
- Practical assignment with colour media will be exercised throughout the semester.

Recommended Books

1. Edwards, Clive. How to Read Pattern: A Crash Course in Textile Design. Herbert Press Ltd. 2009.
2. Civardi, Giovanni. Drawing Techniques. Search Press; 2006
3. Clark Baxter. Understanding Art. Tenth Edition. Lois Fichner- Rathus. Wardsworth

This course will discuss the meaning that our society has given to some 12,000 years of human history: beginning from the rise of 'civilisation' to the modern times. Through history we convince ourselves what is good, what should be celebrated, remembered and protected.

This course will encourage students to apply critical standards to the way civilisations communicated with each other and how one differed from the other. This course will also encourage students to understand meaning of art in context to communication.

Learning Outcomes

Art definitions, Artistic Roles and Visual Thinking

- Define art within a cultural perspective.
- Introduction to Stone Age
 - Paleolithic Age
 - Mesolithic Age
 - Neolithic Age
- Civilization of Mesopotamia
- Art, Architecture, Religion and Religious Perspective of Mesopotamia and cultural development
- Egyptian Civilization
- Art, Architecture, Religion and Religious Perspective of Egyptians and cultural development
- Indus Valley Civilization
- Art, Architecture, Religion and Religious Perspective of Egyptians and cultural development
- Discuss the meaning of aesthetics and its relationship to cultural conventions.

Recommended Books:

- 1) Janson, H.W.(1995), History of Art (Vol-I) Prentice Hall, Inc and Harry N. Abrams, Inc Publishers.
- 2) Pointon, Marcia, 1997, History of Art Rout ledge.
- 3) Murray, Chris, 2002, Key Writers on Art: From Antiquity to 19th Century, Rout ledge.
- 4) Kleiner, Fred S. Gardner's Art through the Ages. US: Clark Baxter, 2009.



The holy Quran is the ultimate source of guidance, offering wisdom, ethical principles and a framework for leading a balance life. Understanding and applying its teachings equip individuals with moral clarity, intellectual depth and spiritual enrichment. In recognition of the vital role of Quranic education in shaping ethical, intellectual and spiritual development this course is in-cooperated.

Course Learning Outcomes:

By the end of this course, students will be able to:

1. Develop the ability to understand basic words of the Quran, phrases and sentences that do not contain verbs (unit 1 to 5 of Muallim ul Quran Book) and then sentences having present tense (first half of unit 6 of Muallim ul Quran Book).
2. Acquire a strong foundation for understanding long verses of the Quran with clarity.
3. Comprehend Quranic vocabulary, particles (operative & non operative particles), compounds (Adjective & Possessive compound), pronouns (singular & plural) and types of plural through hundreds of Quranic sentences.
4. Recognize and understand different styles of Quranic sentences, including nominal sentence, emphatic sentence, double emphatic sentence, negative sentence, interrogative sentence, oath – based sentences.
5. Strengthen understanding of fundamental Quranic linguistic styles, expressions and idioms.
6. Understand at least 30 to 40 % of each page of the holy Quran.

Course Outline:

Weeks	Lectures (1.5 hrs)	Units	Lessons	Assignments/Home Task	Linguistic Rules
1.	1.	1	1-6	Writing the meaning of Quranic words Lesson 1-8	Proper Noun Masculine & Feminine
	2.	1	9-14	Writing the meaning of Quranic words 9-14	Two kinds of plural Concept of (و) "And" Common Noun
2.	1.	1	15-17	Writing the meaning of Quranic words, phrases & translation of Sentences 15-17	Demonstrative Noun (This & That for Masculine (هذا- هذه) Demonstrative Noun (This & That for Feminine) (ذلك- تلك)
	2.	1	18-19 & Revision (Unit 1)	Writing the meaning of Quranic words, phrases & translation of Sentences 17-19 Quiz	Laam for emphasis (لام التاكيد) Superlative Degree like أكبر Revision of all Quranic Sentences
3.	1.	Unit 2	1-3	Writing the meaning of Quranic words, phrases & translation of Sentences 1-3	Emphatic Particle إن Preposition "For" (اللام) Preposition (في)

Amir

	2.	2	4-6	Writing the meaning of Quranic words, phrases & translation of Sentences 4-6	Preposition (على- من- إلى)
4.	1.	2	7- 9	Writing the meaning of Quranic words & translation of Sentences 7-9	Preposition (الباء) Absolute Negation Particle Exceptive Particle (لا النافية (إلا ما النافية) (للجنس)
	2.	2	10-13 & Revisio n (Unit 2)	Writing the meaning of Quranic words, phrases & translation of Sentences 10-13 Quiz	Subordinating Conjunction(أن), Was (كان), Vocative Particle(حرف النداء)

Vanger

5.	1.	Unit 3	1-2	Writing the meaning of Quranic phrases 1-2	Quranic Adjective Compounds (صفة وموصوف)
	2.	3	3-5	Writing the meaning of Quranic phrases & translation of sentences 3-5	Quranic Possessive Construction (مضاف ومضاف إليه)
6.	1.	3	6-7	Writing the meaning of Quranic phrase translation of sentences 6-7	Quranic Possessive Construction (مضاف ومضاف إليه)
	2.	3	8-10 & Revision (Unit 3)	Writing the meaning of Quranic phrase & translation of sentences 8-10 Quiz	Active Participle (اسم الفاعل), Passive Participle (اسم المفعول), Dual (متنى)
7.	1.	Unit 4	1-2	Writing the meaning of Quranic phrase & translation of sentences 1-2	Personal Pronoun He (هو المنفصل) Possessive Pronoun His (له المتصل)
	2.	4	3-4	Writing the meaning of Quranic phrase & translation of sentences 3-4	Possessive Pronoun with prepositions like في بيته Pronoun "His" with prepositions like له, منه, فيه
8.	1.	4	5-8	Writing the meaning of Quranic sentences 5-8	Personal Pronoun You (انت المنفصل) Possessive Pronoun Your (لك المتصل) Possessive Pronoun with prepositions like في بيتك Pronoun "your" with prepositions like لك, منك, فيك
	2.	Mid Term			

9.	1.	4	9-12	Writing the meaning of Quranic phrases & sentences 9-12	Personal Pronoun She (هي المنفصل) Possessive Pronoun Her ها المتصل) Possessive Pronoun with prepositions like في بيتها Pronoun "Her" with prepositions like لها،
	2.	4	13-16	Writing the meaning of Quranic phrases & sentences 13-16	Personal Pronoun I (انا المنفصل) Possessive Pronoun Her ي المتصل) Possessive Pronoun with prepositions like في بيتي Pronoun "My" with prepositions like لي
10.	1	4	17 & Revision Unit 4	Revision of all Quranic sentences of Unit 4 Quiz	Adverb (حال)
	2.	Unit 5	1-2	Writing the meaning of Quranic phrases & sentences 1-2	Masculine Plural جمع المذكر السالم و جمع المذكر السالم المسبوق بحرف الجر
11.	1.	5	3-4	Writing the meaning of Quranic phrases & sentences 3-4	Possessive Construction with Plurals جمع المذكر السالم المسبوق بالإضافة
	2.	5	5-6	Writing the meaning of Quranic phrases, sentences & verses 5-6	Personal Pronoun They (هم المنفصل) Possessive Pronoun Their هم المتصل)
12.	1.	5	7-8	Writing the meaning of Quranic phrases, sentences & verses 7-8	Possessive Pronoun with prepositions like في بيتهم Pronoun "Their" with prepositions like لهم
	2.	5	9-11	Writing the meaning of Quranic phrases, sentences & verses 9-11	Personal Pronoun You (اتم المنفصل) Possessive Pronoun Your كم المتصل) Possessive Pronoun with prepositions

Tam

					like في بيتكم
13.	1.	5	12-14	Writing the meaning of Quranic phrases & sentences & verses 12-14	Pronoun "Your" with prepositions like لكم Personal Pronoun نحن (المتصل) Possessive Pronoun Our نا (المتصل)
	2.	5	15-16	Writing the meaning of Quranic sentences & verses 15-16	Possessive Pronoun with prepositions like في بيتنا Pronoun "Our" with prepositions like لنا
14.	1.	5	17-18	Writing the meaning of Quranic sentences & Verses 17-18	Demonstrative Pronoun These, Those (هؤلاء - أولئك)
	2.	5	19-23	Writing the meaning of Quranic sentences & Verses 19-23	ما / إلا، إن / إلا، إنما، ليس، ما، (الأم، ان، بل، كان (الآ، اليس، اليوم، يومئذ، سبحان، ما بينهما، قل، إذن، بنس، نعم، كلا، ما أدراك، حسب، أعلم ب، مصير، مرجع، دينا(تمييز)
15.	1.	5	Revision Unit 5	Quiz	
	2.	5	1-3 (till Page 16)	Writing the meaning of Quranic Verbs & Translation of Quranic Sentences & Verses (1-3)	Introduction of Present Tense (فعل مضارع) & Verbal Sentence (جملة فعلية) Present Tense الفعل المضارع صيغة المفرد يعلم
16.	1.	6	3 (From Page 17) & 4-5	Translation of Quranic Sentences & Verses 3-5	Present Tense الفعل المضارع صيغة المفرد يعلم
	2.	6	6	Translation of Quranic Sentences & Verses	Present Tense الفعل المضارع صيغة الجمع يعلمون

Course Book: Muallim ul Quran (Volume 1, 2 & 3) by Dr Ubaid ur Rahman

Provision of material, content and books:

- **Paper book:** All volumes are available in printed book form.
- **Tutorial videos:** Teaching video of each lesson available on YouTube.
- **Confirmation Videos:** A complete series of confirmation videos of all lessons is available in which the student can confirm his answers.
- **A flipbook:** A flipbook edition is also accessible.
- **Helping material:** Helping material for the teachers like quizzes, question papers and images is available on website

Jans

1-Course Description

The Ethics-I course is designed to provide students with a comprehensive understanding of ethical principles, practices, and theories in various societal contexts. Throughout this degree program, students will explore the complexities of ethical theories of semitic and non-semitic religions along with decision-making and develop critical thinking skills to navigate moral dilemmas. This course will also enable the students to interact with others religious identities with humanistic, inclusive and holistic approach

2- Learning Objectives

This course aims to:

1. Introduce students to the fundamental concepts, scope, and importance of ethics.
2. Explore the relationship between law, morality, and social values.
3. Develop a clear understanding of virtuous and immoral ethics and their impact on individual and collective life.
4. Study the role of major religious figures in the moral development of human society and enable students to apply ethical principles for personal development, conflict resolution, and social harmony.

3- Learning Outcomes

By the end of the course, students will be able to:

1. Students will be able to identify and analyze major ethical theories, values, and their scope in social and individual life.
2. Differentiate between law and ethics, and analyze their interrelationship.
3. Identify types of virtuous and immoral ethics and assess their social impacts.
4. Examine the ethical teachings of major religions and their relevance in contemporary society.
5. Apply ethical principles to address modern challenges in personal and professional life.

4-Course Structure

1. Interactive lectures, Group discussions and debates
2. Reflection papers and presentations
3. Assignments and Quiz

Course Contents**Unit 1: Introduction and Fundamentals of Ethics**

1. Literal and terminological definition of ethics
2. Literal and terminological definition of values
3. Relationship between law and ethics
4. Need, importance, and scope of ethics

Unit 2: Types of Ethics and Their Impact on Society

- Virtuous ethics: concept, types, benefits, and outcomes
- Immoral ethics: concept, types, and harms
- Role of ethics in social refinement and establishment of peace

Unit 3: Virtuous Ethics (Akhlaq-e-Hasanah)

- Concept, need, and importance of virtuous ethics
- Scope of virtuous ethics in the light of religions
- Major virtues in revealed and non-revealed religions
- Impact of virtuous ethics on individual and collective life

Unit 4: Immoral Ethics (Akhlaq-e-Razilah)

- Concept of immoral ethics
- Social problems caused by immoral ethics
- Practical consequences of immoral ethics
- Major vices in revealed and non-revealed religions

Unit 5: Role of World Religious Figures in Moral Development

- Prophet Moses (AS): introduction, miracles, and role in moral refinement
- Prophet Jesus (AS): introduction, miracles, and role in moral refinement
- Prophet Muhammad (ﷺ): introduction, miracles, and role in moral refinement

Textbook

1. Izutsu, T. (2002). *Ethico-Religious Concepts in the Qur'an*. McGill-Queen's University Press.

Suggested Readings

1. Gert, B. (2005). *Morality: Its Nature and Justification*. Oxford University Press.
2. MacIntyre, A. (2007). *After Virtue: A Study in Moral Theory*. University of Notre Dame Press.
3. Al-Ghazali, Abu Hamid (2001). *The Alchemy of Happiness*. Islamic Texts Society.
4. Nasr, S. H. (1994). *The Heart of Islam: Enduring Values for Humanity*. Harper One.
5. Beauchamp, T. L., & Childress, J. F. (2019). *Principles of Biomedical Ethics*. Oxford University Press.
6. Hasan, Z. (2010). *Ethics in Islam: Key Concepts and Contemporary Challenges*. Islamic Research Institute.

Semester-II

Category	Course Code	Course Title	Credit Hours
GE-5	URCG-5112	Fables, Wisdom Literature and Epic	2(2-0)
GE-6	URCG-5116	Science of Society-I	2(2-0)
GE-7	URCG-5120	Exploring Quantitative Skills	3(3-0)
GE-8	URCG-5128	Pakistan Studies	2(2-0)
GE-18	URCG-5127	Seerat of the Holy Prophet (SAW)	1(1-0)
Major-4	FADN-5204	Drawing-II (Human anatomy)	2(0-2)
Major-5	FADN-5205	3D Design Studio (Sculpture)	2(0-2)
Major-6	FADN-5206	Art History-II (Chinese Civilization, Greek Civilization, Roman Civilization, Byzantine, Romanesque and Gothic Art)	2(2-0)
Major-7	FADN-5207	Textile Materials and Process	2(2-0)

Semester Total Credit Hours: 18

URCG-5112**Fables, Wisdom Literature, and Epic****2(2-0)**

The course will enable students to explore human experiences, cultivate an appreciation of the past, enrich their capacity to participate in the life of their times, and enable an engagement with other cultures and civilizations, both ancient and modern. But independently of any specific application, the study of these subjects teaches understanding and delight in the highest achievements of humanity. The three components of the course, including fables, wisdom literature and epic, will enable the learners to explore and understand the classic tradition in literature. Development of personal virtue, a deep Sufi ethic and an unwavering concern for the permanent over the fleeting and the ephemeral are some of the key themes explored in the contents that will develop an intimate connection between literature and life.

Contents

1. Fables
 - The Fables of Bidpai
 - The Lion and the Bull
 - The Ring-dove
 - The Owls and the Crows
 - Selected poem from Bang-i-Dara
2. Gulistan-e- Sa'di
 - Ten hikāyāt from John T. Platts, The Gulistan
3. Epic
 - The Shahnama of Firdausi

Recommended Texts

1. Chishti, Y.S. (1991). *Sharaḥ-i bāng-i darā*. Lāhaur: Maktaba-i ta'mīr-i insāniyat
2. John T. P. (1876). *The Gulistan; or, Rose Garden of Shaikh Muslihu'd- Dīn Sa'dī of Shīrāz*. London: Wm. II. Allen.

Suggested Readings

1. Thackston, W. (2000). *A Millennium of Classical Persian Poetry*. Maryland: Ibex Publishers.
2. Wood, R. (2013). *Kalila and Dimna: Fables of conflict and intrigue*. United Kingdom: Medina Publishing, Limited.

This course will introduce students with the subject matter of social science, its scope, nature and ways of looking at social phenomenon. It will make the participants acquaintance with the foundations of modern society, state, law, knowledge and selfhood. While retaining a focus on Pakistani state and society, students will encounter theoretical concepts and methods from numerous social science disciplines, including sociology, politics, economics anthropology and psychology and make them learn to think theoretically by drawing on examples and case studies from our own social context. Students will be introduced to the works of prominent social theorists from both western and non-western contexts. Instruction will include the use of written texts, audio-visual aids and field visits.

Learning Outcomes:

The course has following outcomes:

- Introduce student with the nature of human social behavior and foundations of human group life
- Analyze the reciprocal relationship between individuals and society.
- Make student aware with the nature of societies existing in modern world
- Make students familiar with the philosophy of knowledge of social sciences
- Introduce students with the works of prominent theories explain human group behavior
- Help students to understand the foundations of society including culture, socialization, politics and economy
- Introduce students with various dimensions of social inequalities with reference to gender, race, ethnicity and religion
- Make them aware about the understanding of various themes pertains to social science in local context
- Help them recognize the difference between objective identification of empirical facts, and subjective formulation of opinionated arguments

Course Outlines:

1. Introduction to Social Sciences

- Social world, Human Social behavior, Foundations of society
- Evolution of Social sciences
- Philosophy of Science
- Scope and nature of social sciences
- Modernity and social sciences
- Branches of social science: Sociology, Anthropology, Political Science, Economics

Society and Community, Historical evolution of Society

- Types of Societies
- Foraging society, Horticultural society, Pastoralist society
- Agrarian societies, Industrial society, Postindustrial society

2. Philosophy of Knowledge in social Science and social inquiry

- Understanding social phenomenon
- Alternative ways of knowing
- Science as a source to explore social reality
- Objectivity, Value-Free research
- Positivism vs Interpretivism
- Qualitative vs Quantitative

3. Culture and Society

- Idea of Culture, Assumptions of Culture
- Types, Components, Civilization and culture
- Individual and culture. Cultural Ethnocentrism, Cultural Relativism
- Outlook of Pakistani culture
- Global Flows of culture, Homogeneity, Heterogeneity

Vanse

4. Social Stratification and Social inequality

- Dimensions of inequality, Social class
- Gender, Race, Religion, Ethnicity, Caste
- Patterns of social stratification in Pakistan
- Class, caste system in agrarian society
- Ascription vs Achievement, Meritocracy
- Global stratification in modern world, Global patterns of inequality

5. Personality, Self and Socialization

- Concept of self, Personality
- Nature vs Nurture, Biological vs Social
- Development of Personality
- Socialization as a process, Agents of socialization
- Socialization and self/group identity

6. Gender and Power

- Understanding Gender
- Social construction of Patriarchy
- Feminism in Historical context, Gender Debates
- Gender and Development
- Gender issues in Pakistani society, Women Participation in politics, economy and education
- Toward a gender sensitive society, Gender mainstreaming

Pakistan: State, Society, Economy and Polity

- Colonialism, colonial legacy, National identity
- Transformation in Pakistani society: Traditionalism vs Modernism
- Economy, Informality of Economy, Modern economy and Pakistan
- Political Economy, Sociology of Economy

Recommended Textbooks and Reading Materials:

1. Giddens, A. (2018). Sociology (11th ed.). UK: Polity Press.
2. Henslin, J. M. (2018). Essentials of Sociology: A Down-to-Earth Approach.(18th Edition) Pearson Publisher.
3. Macionis, J. J. (2016). Sociology (16th ed.). New Jersey: Prentice-Hall.
4. Qadeer, M. (2006) Pakistan - Social and Cultural Transformation in a Muslim Nation.
5. Smelser, N.J. and Swedburg, R., The Handbook of Economic Sociology, Chapter 1 'Introducing Economic Sociology', Princeton University Press, Princeton.
6. Systems of Stratification | Boundless Sociology (no date). Available at:<https://courses.lumenlearning.com/boundless-sociology/chapter/systems-of-stratification/>
7. Jalal, A. (ed.) (1995) 'The colonial legacy in India and Pakistan', in Democracy and Authoritarianism in South Asia: A Comparative and Historical Perspective. Cambridge: Cambridge University Press (Contemporary South Asia)
8. Zaidi, S. A. (2015) Issues in Pakistan's Economy: A Political Economy Perspective. Oxford University Press. Chapter 26
9. Akhtar, A. S. (2017) The Politics of Common Sense: State, Society and Culture in Pakistan. Cambridge: Cambridge University Press.
10. Smelser, N.J. and Swedburg, R., The Handbook of Economic Sociology, Chapter 1 'Introducing Economic Sociology', Princeton University Press, Princeton.

This is an introductory-level undergraduate course that focuses on the fundamentals related to the quantitative concepts and analysis. The course is designed to familiarize students with the basic concepts of mathematics and statistics and to develop students' abilities to analyze and interpret quantitative information. Through a combination of theoretical concepts and practical exercises, this course will also enable students cultivate their quantitative literacy and problem solving skills while effectively expanding their academic horizon and breadth of knowledge of their specific major / field of study.

Course Learning Outcomes

By the end of this course, students shall have:

1. Fundamental numerical literacy to enable them work with numbers, understand their meaning and present data accurately;
2. Understanding of fundamental mathematical and statistical concepts;
3. Basic ability to interpret data presented in various formats including but not limited to tables, graphs, charts, and equations etc.

Contents

1. Numerical Literacy:
 - i. Numbers system and basic arithmetic operations;
 - ii. Units and their conversions, dimensions, area, perimeter and volume;
 - iii. Rates, ratios, proportions and percentages;
 - iv. Types and sources of data;
 - v. Measurement scales;
 - vi. Tabular and graphical presentation of data;
 Quantitative reasoning exercises using number knowledge.
2. Fundamental mathematical concepts:
 - i. Basics of geometry (lines, angles, circles, polygons etc.);
 - ii. Sets and their operations;
 - iii. Relations, functions, and their graphs,
 - iv. Exponents, factoring and simplifying algebraic expressions;
 - v. Algebraic and graphical solutions of linear and quadratic equations and inequalities;
 - vi. Quantitative reasoning exercises using fundamental mathematical concepts.
- 3 Fundamental Statistical Concepts:
 - i. Population and sample;
 - ii. Measures of central tendency, dispersion and data interpretation;
 - iii. Rules of counting (multiplicative, permutation and combination);
 - iv. Basic probability theory,
 - v. introduction to random variables and their probability distributions;
 - vi. Quantitative reasoning exercises using fundamental statistical concepts

Recommended Texts

- Sedia A, & Somers, K. (2012). Quantitative reasoning tools for today's formedzen. New John Wiley & Sons.
- Burzynski, D., & Ellis, W. (2008). Fundamentals of mathematics. USA, Saunders College Publishing

Suggested Readings

1. Zaslow, E. (2020). Quantitative reasoning: thinking in numbers. Cambridge, Cambridge University Press
2. de Mesquita, E. B., & Fowler, A. (2021). Thinking clearly with data: A guide to quantitative reasoning and analysis. New Jersey, Princeton University Press.
3. Bennett, I., & Briggs, W. (2019) Using & understanding mathematics: a quantitative reasoning approach. Pearson.
4. Rosen, K. H., & Krithivasan, K. (2012). Discrete mathematics and its applications (Vol. 6) New York: McGraw-Hill.
5. Chatfield, C. (2018). Statistics for technology: a course in applied statistics. Routledge.
6. Lock, R. H., Lock, P. F., Morgan, K. L., Lock, E. F., & Lock, D. F. (2020). Statistics: Unlocking the power of data. New Jersey, John Wiley & Sons.

مطالعہ سیرت النبی صلی اللہ علیہ وسلم

Course Code :

URCG-5127

Title	Description
Semester	
Nature of Course	
No. of C.Hrs.	1(1-0)
Total Teaching weeks	18
Objectives of the Course	<p>۱۔ طلباء کو مطالعہ سیرت و طیبہ کی ضرورت و اہمیت سے آگاہ کرنا</p> <p>۲۔ حقیر شخصیت میں مطالعہ سیرت و طیبہ کے کردار کو واضح کرنا</p> <p>۳۔ بیعت نبوی کے موقع پر اقوام عالم کی عمومی صورت حال سے آگاہ کرنا</p> <p>۴۔ رسول اکرم صلی اللہ علیہ وسلم کی کنی اور مدنی زندگی کا اس طرح مطالعہ کروانا کہ طلباء ان واقعات سے تازگی کا اشتہاد کر سکیں</p> <p>۵۔ طلباء کو محمد نبوی کی معاشرت، سیاست، معیشت سے آگاہ کرنا</p>

Course Description

S.No.	Title	Description
1	حضور صلی اللہ علیہ وسلم کے ابتدائی حالات زندگی	۱۔ حضور صلی اللہ علیہ وسلم کا تشریحی حسب و نسب ۲۔ پیدائش اور ابتدائی تربیت ۳۔ لاکھن اور حجازی کے حالات زندگی
2	بیعت نبوی کے وقت دنیا کے حالات (۱)	۱۔ بیعت نبوی کے وقت اہم تہذیبیں ۲۔ عرب، مصر، حبشہ، ہندوستانی، ساسانی
3	بیعت نبوی	۱۔ کنی محمد میں دعوت اسلام
4	بیعت نبوی	۱۔ مدنی محمد میں دعوت اسلام
5	حصان النبی	آپ کی طور پیتا ہوا امن
6	حصان النبی	بیعت استاذ و معلم
7	حصان النبی	بیعت تاجر
8	حصان النبی	بیعت سربراہ ریاست
9	حصان النبی	ذاتی حاسن اور عالمگیر اثرات

10	مخائن النبی	ناموس رسالت
11	اسوحتہ اور عمر حاضر	غیر مسلموں سے تعلقات
12	اسوحتہ اور عمر حاضر	اسوحتہ کی روشنی میں گھریلو زندگی
13	اسوحتہ اور عمر حاضر	مستشرقین اور مطالعہ سیرت
15	اسوحتہ اور عمر حاضر	وطن سے محبت اور سیرت
16	اسوحتہ اور عمر حاضر	مستشرقین کے اعتراضات اور ان کے جوابات

نصابی کتب

نمبر شمار	نام مولف	نام کتاب
1	ابن ہشام	السيرة النبوية
2	مولانا شبلی نعمانی حیدر سلطان مدنی	سیرۃ النبی صلی اللہ علیہ وسلم
3	قاضی محمد سلیمان سلطان منصور چوہدری	رحمۃ اللعالمین
4	مولانا سید ابوالحسن علی مدنی	نبی رحمت صلی اللہ علیہ وسلم
5	ڈاکٹر شمیم مظہر صدیقی	عہد نبوی کا نظام حکومت
6	ڈاکٹر خالد علوی	الانسان کامل

حوالہ جاتی کتب

نمبر شمار	نام مولف	نام کتاب
1	سید ابوالاعلیٰ مورودی	سیرت سرور عالم صلی اللہ علیہ وسلم
2	مولانا مفتی الرحمن مبارک پوری	الرحیق المختوم
3	پیر محمد کرم شاہ اٹالہ تھرہری	فضیلا النبی صلی اللہ علیہ وسلم
4	ڈاکٹر اکرم ہاشمی دارالبحری	السيرة النبوية الصحيحة
5	مولانا سید ابوالکرم دانا پوری	اصح اسیر





This course is designed to provide students with a comprehensive exploration of Pakistan's identity, spanning geographical, historical and cultural dimensions. It delves into the diverse landscape, ancient civilizations, and rich cultural heritage that define Pakistan. Moreover, it examines the socio-cultural and political transformations in Pakistan over time including democratic transitions and military interventions. The aim of this course is to inculcate in students a nuanced understanding of Pakistan's past, present, and potential future trajectories, enabling them to critically evaluate the complex dynamics shaping the nation's development.

Course Learning Outcomes

By the end of this course, student will be able to:

1. Have enhanced knowledge of the geographical, historical and political aspects of Pakistan.
2. Understand the society and cultural of Pakistan.
3. Understand and explain the socio-economics developments in Pakistan.
4. Explore contemporary issues and challenges faced by Pakistan and their implications for the future.

Contents

1. Introduction to Pakistan:

- Geographical location and significance.
- Historical background: Ancient civilizations in the region.
- Factors leading to the creation of Pakistan

2. Political History of Pakistan:

- Formative phase
- Military interventions and democratic transitions.

3. Geography of Pakistan:

- Physiography: Mountains, plains, plateaus, deserts, valleys and coastal areas.
- River system: Indus river and its tributaries;
- Climatic regions of Pakistan.

4. Society and Culture of Pakistan:

- Socio- cultural diversity.
- Language and literature of Pakistan.

5. Economics Development of Pakistan:

- Agriculture and industrial sectors of Pakistan.
- Economic challenges of Pakistan.

6. Contemporary Issues:

- Foreign relations of Pakistan.
- Security challenges: terrorism, extremism, regional conflicts.
- Environmental problems and sustainable development (SDGs).
- Media and social change.



SUGGESTED READING MATERIALS

1. "Jinnah of Pakistan" by Stanley Wolpert
2. "The sole Spokesman: Jinnah, the Muslim League, and the Demand for Pakistan" by Ayesha Jalal
3. "The struggle for Pakistan" by Ishtiaq Hussain Qureshi
4. "Pakistan, the Formative Phase, 1857-1948" by Khalid B. Sayeed
5. "Pakistan Studies: A Book of Readings" by Sikandar Hayat
6. "Constitutional and Political History of Pakistan" by Hamid Khan
7. "Trek to Pakistan" by Ahmad Saeed and Kh. Mansur Sarwar
8. "Pakistan: A Modern History" by Ian Talbot
9. "Politics in Pakistan: The Nature and Direction of Change" by Khalid B. Sayeed
10. "Physical Geography of Pakistan" by Umar Jahangir
11. "A Geography of Pakistan: Environment, people, and Economy" by Fazle Karim Khan
12. "Pakistan's Foreign Policy: An Historical Analysis" by S.M. Burke
13. "Separatism in East Pakistan" by Rizwan Ullah Kokab
14. "Being Pakistani: Society, Culture and the Arts" by Raza Rumi
15. "Pakistani's Culture Heritage: Socio-Economic and Technological Aspects" edited by Abdul Jabbar Khan
16. "Language and Politics in Pakistan" by Tariq Rahman
17. "Sociology" by Horton and Hunt
18. "Pakistan in the Twentieth Century: A Political History" by Lawrence Ziring
19. "Economic Development of Pakistan" by Ishrat Husain
20. "Issues in Pakistan's Economy" by S. Zaidi

FADN-5204

Drawing – II (Human anatomy)

2(0-2)

This course is designed to develop the students' drawing skills and awareness using a structured approach to drawing through lots of practice of the study of the human figure. The course is a combination of theory and practice. In first section, student will acquire the knowledge of human anatomy. The second major section correlates in form of drawing practice of skeleton study, as students will use a variety of media in a sequence of exercises to develop insight into the form, structure, gesture and composition. This course demonstrates knowledge of the human skeleton and muscle structure in drawing.

Objectives

- To get knowledge of human anatomy
- To make Students proficient to draw the human figure accurately
- To display a normative proportional relationship of the body's parts to the whole
- To depict the figure in a variety of poses using foreshortening and gesture

Contents

Knowledge of human anatomy I

- Study of human anatomy skeleton-
- Study of facial features-
- Introduction to measurements in portrait
- Full portrait study-
- Study of hands in variety of gestures-
- Study of feet in variety of gestures-

Knowledge of human anatomy II

- Study of human muscles-
- Study of arms-
- Study of legs-
- Introduction to measurements in anatomical drawing-
- Introduction to rendering techniques in human structure-
- Study full life drawing of standing male-
- Study full life drawing of standing female-
- Study full life drawing of standing child-

Recommended surfaces: For the first section, A3 size sketchbook with zero grain drawing sheets is recommended. For second section, full sheet size zero grain drawing sheet is required.

Recommended Mediums: Use of graphite pencil & powder for complete study of drawing & rendering is recommended.

Learning outcomes: The students will be able to study the human structure with in-depth knowledge.

Instructions: First section of contents is based on freehand practice on observation. The second section is based on study of human structure with measurement technique.

Recommended Books

1. Civardi, Giovanni, Drawing Techniques. Search Press; 2006
2. Ilatovskaya, Tatiana, Master Drawing. Harry N. Abrams; 1st edition, 1996
3. Civardi, Giovanni, The Art of Drawing. Search Press; 2010
4. Thomas, Paul and Taylor, Anita. Drawing Foundation Course. Cassell Illustrated; 2003



Course Description:

The reasons for the existence of sculpture are multifaceted. It is evident that when the nature of culture changes for any reason, there will be a corresponding change in its art forms. Cultures are created through humanity. Human needs exist on many levels, physical, spiritual, and expressive. Sculpture-I is specifically designed to give the student the aesthetic, as well as technical, awareness to best express himself/ herself. Projects will deal with objective abstract and non-objective approaches. The student, with the guidance of the instructor, decides which avenue is best suited for him/her.

Learning Outcomes

Students will be able to:

- Use a variety of three-dimensional materials, techniques, processes and concepts to make sculptural objects.
- Compare sculptures using possible range of techniques and concepts.
- Understanding of the possibilities and limitations of various materials.
- Create a sculpture using the cast and manipulative methods of construction.
- Create a public sculpture that works in a specific site.
- Present a completed work in an artistic setting.

Course Contents:**1. Introduction to Sculpture**

- Brief Introduction to Sculpture and its Types
- History
- Material
- Contemporary Sculptures
- Installation Art

2. Reliefs

- Low Relief: Material: Clay
- High Relief: Material: Clay
- Moulding: Material Plaster of Paris
- Casting: Material Plaster of Paris

3. 3-Dimensional Sculptures (Practical)

- Study of Birds: Material: Clay, Tech.: Terracotta
- Study of Animals: Material: Clay, Tech.: Terracotta

4. Carving

- Human Figures: Material: Soap
- Horse: Material: Soap

Reference Books:

- 1) Brown, Claire Waite, The Bible of Sculpting Techniques, 2007
- 2) St. Martns, Sculpture Today, Metalliques Beaumont, N. Y. 1989
- 3) Beginner's Guide to Sculpting Characters in Clay, 3D Total Publishing; 2017
- 4) Faraut, Philippe and Faraut, Figure Sculpting: Planes and Construction Techniques in Clay:, Volume 1, Charisse PCF Studios, Incorporated; 2013

This Subject is designed to introduce the student to the artistic tradition of Western culture. It will provide an introduction to works of art as the embodiment of cultural, social, and political values from ancient civilizations of the West to the present. The course will address various historical periods, artists, creative practices, and themes through the study of Western art objects that exhibit unique and significant means of expression in visual form. It will focus on pieces that exemplify each period, practicing detailed visual readings in order to better understand their function within the original culture's context as well as the impact, which they have had on modern Western European and American artistic ideals.

Course Contents:

- **Greek Civilization**

Art, Architecture, Religion and Religious Perspective of Greeks and cultural development.

- **Roman Art and Architecture**

Art, Architecture, Religion and Religious Perspective of Egyptians and cultural development

- **Medieval Period**

Early Christian Art

Byzantine Art

Romanesque Art

Gothic Art

- **Renaissance Period**

Early Renaissance Art:

The Art of Giotto, Uccello, Brunelleschi, Ghiberti, Donatello, Masaccio, Botticelli and Verrocchio

High Renaissance Art:

The Art of Leonardo da Vinci, Michelangelo, Raphael, Titian and Jan Van Eyck

- **Mannerism**

Origin and Development

Main Artists: Michelangelo, Tintoretto and Elgreco

- **Baroque Art**

The causes and impacts of the Reformation and Counter Reformation on Art

Art: Origin and Characteristics

Artists: Velázquez, Caravaggio, Rembrandt, Rubens, Poussin, and Vermeer

- **Central Europe and Rococo**

- **Neo-Classicism**

History

Art of Jacques Louis David and Ingres

- **Romanticism**

Defining Romanticism and its basic Characteristics

Artists: Francisco Goya, Eugene Delacroix, Theodore Gericault, Turner and John Constable

Reference Books:

- 1) Richard Tansv, Fred S. Kleiner, Horst De LA Croix, Gardner's Art Through The Ages. Harcourt College Pub; 10th Reiss edition, 1995
- 2) Murray, Chris, From Antiquity to 19th Century, Rout ledge. 2002
- 3) Adams, Lausie Schneider, A History of Western Art. Brown & Bench mark Publishers, 1994

Tansen

This course aims to give a basic introduction to textile materials and their physical texture, composition and structure. The nature of the subject will help to develop understanding and use of fabric, subject to appropriate purpose and specifications. Familiarization of students with textile natural regenerated and man-made materials with dimensions of their production and morphology, physical, chemical, aesthetical properties and their identification

Contents:**Introduction to Textile Materials and Manufacturing process**

- Origin of textiles materials and their classification
- Yarn/thread Manufacturing
- Fabric Manufacturing
- Textile dyeing/printing and finishing (Textile finishing/processing)
- Garment, clothing and made-up

Natural Plant/Cellulose base fibrous materials

- Cotton
- Flax
- Jute

Animal/Protein base fibrous materials

- Wool
- Silk
- Hair

Man-Made (Regenerated and Synthetic) Textile materials

- Viscose Rayon
- Lyocell /Tencel
- Polyester
- Nylon
- Acrylic
- Elastomeric
- Glass and Ceramics
- Carbon
- Asbestos

Recommended Books:

- 1) Hand book of Natural Textile Fibres by J Gordon Cook
Woodhead Publishing Series in Textiles, Elsevier, 1984, ISBN#1845693167, 9781845693169
- 2) Handbook of Textile Fibres Volume 2 Man-Made Fibres by J. Gordon Cook (Auth.)
Woodhead Publishing Series in Textiles, Elsevier, 1984,
- 3) Hand book of Fibre Chemistry by Menachem Lewin, CRC Press Taylor & Francis Group ken Sound Parkway NW, Suite 300 Boca Raton, FL 33487-2742
- 4) Physical testing of Textile by B.P.Saville, The Textile Institute, CRC Press Boca Raton Boston New York Washington, DC WOODHEAD PUBLISHING LIMITED Cambridge, UK



Semester-III

Category	Course Code	Course Title	Credit Hours
GE-9	URCG-5119	Expository Writing	3(3-0)
GE-10	URCG-5121	Tools for Quantitative Reasoning	3(3-0)
GE-11	URCG-5122	Ideology and Constitution of Pakistan	2(2-0)
Major-8	FADN-5208	Fashion Drawing-I	2(0-2)
Major-9	FADN-5209	Sewing-I	2(0-2)
Major-10	FADN-5210	Pattern Making-I	2(0-2)
Major-11	FADN-5211	Draping-I	2(0-2)
Major-12	FADN-5212	History of Western Art-I (Proto-renaissance, Higher Renaissances, Mannerism, Baroque, Rococo, Romanticism, Neo-Classical Art)	2(2-0)
GE-12	URCG-5130 URCG-5132	Understanding of Holy Quran-II / Ethics-II	1(0-1)

Semester Total Credit Hours: 19

URCG-5119**Expository Writing****3(3-0)**

This course prepares undergraduates to become successful writers and readers of English. The course helps students develop their fundamental language skills with a focus on writing so that they can gain the confidence to communicate in oral and written English outside the classroom. The course is divided into five units and takes a Project-based Learning approach. Unit themes target the development of 21st century skills and focus on self-reflection and active community engagement. The course completion will enable the students to develop communication skills as reflective and self-directed learners. They will be able to intellectually engage with different stages of writing process, and develop analytical and problem-solving skills to address various community-specific challenges.

Contents**1. Self-Reflection**

- Introduction to the basics of the writing process
- Introduction to the steps of essay writing
- Prewriting activities: Brainstorming, listing, clustering and freewriting
- Practicing Outlining of the essay

2. Personalized Learning

- Learning Process, Learning Styles, Goal Setting and Learning Plan

3. Oral Presentation

- Structure and Significance, Content Selection and Slide Presentation, Peer Review

4. Critical Reading Skills

- Introducing Authentic Reading (Dawn and non-specialist academic books/texts)
- Reading Strategies and Practice: Skimming, scanning, SQW3R, Annotating, Detailed reading and note-taking, Standard Test Practice: TOEFL and IELTS, Model Review Reports and Annotated Bibliographies

5. Community Engagement

- Student-led brainstorming on local versus global issues, Identifying research problems
- Drafting research questions, Drafting interview/survey questions for community research (in English or L1)
- Engaging students in Critical reading, Presenting interview/ survey information, Field work
- Writing Community Engagement Project

6. Letter to the Editor

- Types of letters, Format and purpose of letter to the editor, Steps in writing letter-to-editor

Recommended Texts

2. Bailey, S. (2011). Academic writing: A handbook for international students (3rd ed.). New York: Routledge.
3. Swales, J. M., & Feak, C. B. (2012). Academic writing for graduate students: Essential tasks and skills (3rd ed.). Ann

Arbor: The University of Michigan Press.

Suggested Readings

1. Creswell, G. (2004). *Writing for academic success*. London: SAGE.
2. Johnson-Sheehan, R. (2019). *Writing today*. Don Mills: Pearson.
3. Silvia, P. J. (2019). *How to write a lot: A practical guide to productive academic writing*. Washington: American Psychological Association.

This is a sequential undergraduate course that focuses on logical reasoning supported with world. The course is designed to familiarize students with the quantitative concepts and techniques analytical skills and critical thinking abilities necessary to navigate the complexities of the modern mathematical and statistical concepts and modeling / analysis techniques to equip students with required to interpret and analyze numerical data and to inculcate ability in students the logical reasoning to construct and evaluate arguments, identify fallacies, and think systematically.

Keeping the pre-requisite course of Quantitative reasoning (1) as its base, this course will enable students further their quantitative. Logical and critical reasoning abilities to complement their specific mar field of study

Course Learning Outcomes

By the end of the course, student shall have:

1. Understanding of logic and logical reasoning;
2. Understanding the basic quantitative Modeling and Analyses.
3. Logical reasoning skills and abilities to apply them to solve quantitative problems and evaluate arguments.
4. Ability to critically evaluate quantitative information to make evidence based decisions through appropriate computational tools.

Contents

1. Logic, Logical and Critical Reasoning:
 - i. Introduction and importance of logic,
 - ii. Introductory, deductive and abductive approaches of reasoning.
 - iii. Propositions, arguments (valid; invalid), logical connectives, truth tables and propositional equivalences,
 - iv. Logical fallacies,
 - v. Venn Diagrams,
 - vi. Predicates and quantifiers.
 - vii. Quantitative reasoning exercises using logical reasoning concepts and techniques.
2. Mathematical Modelling and Analyses:
 - i. Introduction to deterministic models,
 - ii. Use of linear function for modelling in real-world situations,
 - iii. Modelling with the system of linear equation and their solutions,
 - iv. Elementary introduction to derivatives in mathematical modelling.
 - v. Linear and exponential growth and decay models.
 - vi. Quantitative reasoning exercises using mathematical modelling.
3. Statistical Modelling and Analyses:
 - i. Introduction to probabilistic models,
 - ii. Bivariate analysis, scatter plots,
 - iii. Simple linear regression model and correlation analysis,
 - iv. Basics of estimation and confidence interval,
 - v. Testing of hypothesis (z-test; t-test).
 - vi. Statistical inference in decision making,
 - vii. Quantitative reasoning exercise using statistical modelling.

Recommended Texts

1. Bennett, J., & Briggs, W. (2019). Using & understanding mathematics: a quantitative reasoning approach. Pearson.
2. Rosen, K. H., & Krithivasan, K. (2012). Discrete mathematics and its applications (Vol. 6). New York: McGraw-Hill.

Suggested Readings

1. Epp. S. S. (1990). Discrete mathematics with applications. Wadsworth Publ. Co..
2. Budnick. F. S., Quinn, S., Bowser, K., & Flaherty, E. H. (1993). Applied mathematics for business, economics, and the social sciences. New York: McGraw-Hill.
3. Bluman. A. (2014). Elementary Statistics: A step by step approach 9e. McGraw Hill.
4. Mann, P. S. (2007). Introductory statistics. John Wiley & Sons.
5. Babones. S. (2013). Applied statistical modeling. (No Title).
6. Green. S. W., Wolf, I.k., Stewrat. B. W. (2022). SAT Study Guide Premium. Barrons.



This course focuses on ideological background of Pakistan. The course is designed to give a comprehensive insight about the constitutional developments of Pakistan. Starting from the Government of India Act, 1935 till to date, all important events leading to constitutional developments in Pakistan will be the focus of course. Failure of the constitutional machinery and leading constitutional cases on the subject. Moreover, students will study the process of governance, national development, issues arising in the modern age and posing challenges to Pakistan. It will also cover the entire Constitution of Pakistan 1973. However, emphasis would be on the fundamental rights, the nature of federalism under the constitution, distribution of powers, the rights and various remedies, the supremacy of parliament and the independence of judiciary.

Content:

Ideology of Pakistan

- Ideological rationale with special reference to Sir Syed Ahmed Khan, Allama Muhammad Iqbal and Quaid-e-Azam Muhammad Ali Jinnah.
- Two Nation Theory and Factors leading to Muslim separatism.

Constitutional Developments

- Salient Feature of the Government of India Act 1935
- Salient Feature of Indian Independence Act 1947
- Objectives Resolution
- Salient Feature of the 1956 Constitution
- Developments leading to the abrogation of Constitution of 1956
- Salient features of the 1962 Constitution
- Causes of failure of the Constitution of 1962
- Comparative study of significant features of the Constitution of 1956, 1962 and 1973

Fundamental rights □ Principles of policy □ Federation of Pakistan

- President
- Parliament
- The Federal Government

Provinces Governors

- Provincial Assemblies
- The Provincial Government

The Judiciary Supreme Court, High Courts

- Federal Shariat Courts
- Supreme Judicial Council
- Administrative Courts and tribunals

Islamic Provisions in Constitution □ Significant Amendments of Constitution of Pakistan 1973

Recommended Books:

1. Constitutional and Political History of Pakistan by Hamid Khan
2. Mahmood, Shaukat and Shaukat, Nadeem. Constitution of the Islamic Republic of Pakistan, 3rd re edn. Lahore: Legal Research Centre, 1996.
3. Munir, Muhammad. Constitution of the Islamic Republic of Pakistan: Being a Commentary on the Constitution of Pakistan, 1973. Lahore, Law Pub., 1975.
4. Rizvi, Syed Shabbar Raza. Constitutional Law of Pakistan: Text, Case Law and Analytical Commentary. 2nd re edn. Lahore: Vanguard, 2005.
5. The Text of the Constitution of the Islamic Republic of Pakistan, 1973 (as amended).
6. Fundamental Laws of Pakistan by A.K. Brohi

Vanguard

This course is basically is an introduction to two-dimensional expression of female and Men's anatomy on paper. To develop a sketching practice towards technical drawings. Students will be introduced to the working of different designers as an inspiration and make their designs n garments. Study of the different fabric techniques, make fashion drawings with complete garment and accessories. Practical implementation of the above mentioned techniques executed through exercise.

Course Content:

- To integrate Female and Men's Fashion Drawing and Fashion Detail skills into the design process.
Working on different designers with different themes and mood boards to develop a trend board of various fashion details to understand how to draw a certain fashion feature while designing an outfit.
- Improve the understanding of fashion looks and themes through detailed research. Silhouette development in relation to human body proportions Introduction to different types of necklines and their technical drawing Identification and technical drawing of different types of collars, silhouettes of sleeves, skirts and trousers and their variation Jacket silhouettes and their details.
- Understand how to explore the research material and develop the design ideas.
Research on local market, fabrics eastern and western design.
- To further improve the understanding and application of design development processes.
- To apply the technical drawing skills in the design development process.
Silhouette development study in relation to actual garment.
Garment detail sketching of front and back view.
To learn how to draw technical drawings of a range of fashion details.
- Develop professional presentation skills.
- Different types of fabrics rendering technique (chiffon,silk,velvet,animal skin textures, fur, etc.)
- Collection Project – select a theme and design eastern/western wear collection.

Book References:

1. Hagen, Katheryn. Fashion Illustration for Designers (2nd edition) Printice Hall (2004).
2. Ireland, John, Patrick. Encyclopedia of Fashion Details ,Batsford Publishers. (2003)
3. Blackman, Cally. One Hundred Years of Men's Wear. Laurence King, 2009.
4. Vogue Magazine, Collezioni Magazine.
5. Fashion Images (Roberta hochberger)

Vansan S

In this practical course students will be introduced to machines and its usage/working. To develop the working to drive machine through doing exercise on paper. Students will be introduced to attach paper and fabric together with machines. Preparation of fabric pocket/plackets exercises through machines for fluency in driving machines. Practical implementation of the above mentioned techniques executed through exercise.

Course Content:

- Introduction of sewing, machines & threading
- Variations of lines exercise on paper
- Lines exercise on fabric
- Fabric + paper assignment
- Pin tucks exercise on fabric
- Box pleats + inverted pleats
- Patch pocket
- Flap pocket
- Inverted box pocket
- Men's shirt placket
- Front opening placket
- Introduction to basic stitches
- Tailors Tacks
- Seam with Bias Binding
- Sandwich seam
- Edge finishing with bias binding
- Hem Finishes

References Books:

1. Blackman, Cally. One Hundred Years of Men's Wear. Laurence King, 2009.
2. Vogue Magazine, Collezioni Magazine.
3. Fashion Images (Roberta hochberger)

The dress contains all key dimensions of the form and is represented by the basic pattern set. The basic dress is made up of 5 distinct parts front & back bodice, Front & back skirt and full length sleeve. Dart that converts a 2 dimension garment into a 3 dimension garment. Student will experience how they can manipulate the pattern with the help of dart & changed into other shape in two ways through the slash spread or pivotal transfer technique.

Course Objectives:

- This course is an introduction to the principles and fundamentals of flat pattern making so that students can learn to draft a design or sketch on paper in form of geometrical shapes with all necessary finishes and related information
- To introduce students to the study of human form, its proportions and measurements
- To make students learn how to draft basic block patterns through measurements and calculations

Course Content:

- Explanation and construction of Basic Bodice Block with specific measurements and calculations
- Suspended Panel
- Princess Panel
- Dart Manipulation
- Added Fullness
- Style lines
- Designing with Darts
- Different Finishing Method Construction of Basic Skirt Block through mathematical calculations
- Introduction to variations of skirts
- Construction of Skirt Pleats
- Explanation and construction of complete A- line/Flared Skirt
- Construction by closing the darts and flaring out on side seam.
- Explanation and construction of Godet/ Full circle Skirt with mathematical formula
- Explanation and construction of Basic Bodice Block with specific measurements and calculations
- Construction of Basic Bodice Block.

Recommended Books:

1. Susan Kahn, Patternmaking Made Easy (New York: Fashion Industry Publications, 2020).
2. Joseph-Armstrong, Helen. Pattern Making for Fashion.2019
3. Alderich, Winifred, Metric Pattern Cutting. (4thedition). 2004, John Wiley & Sons.
4. Rolfo, Vittorina. Zelin, Beatrice. Gross, Lee. Kopp, Ernestine. How to Draft Basic Patterns. (4thedition).1991, Fairchild Pubns.

This is basically a 3-dimensional method for making design using muslin on a dress form. Draping is obviously of greater value to the Student. It is direct. Student can see what they are doing. It is time saver. It affords to the student the opportunity to follow lines on the model form already established there is according with the accepted methods.

Course Objectives:

- To acquire the basic knowledge of human body measurements, Body types, postures, silhouettes and bone structure
- Learn to use tools and materials
- To develop the basic understanding required to construct 3D draping from working drawings, design sketches and their application to current trends
- To develop key concepts and practical skills required in the advance draping modules
- To develop their own sense of proportion, silhouette, line and style
- In this course the emphasis is kept on the lower torso student will learn to drape different kind of skirts, volumes and lengths

Course Content:

- Introduction Of draping
- Body measurements/ Body measurement Chart
- Mannequin division into quarters
- Ribbon placement on Mannequin
- Basic bodice
- Basic skirt
- Mannequin Arm
- Basic tapered knee length skirt with waist darts
- Basic A-line skirt mid calf length

Recommended Books:

1. Crawford, Amaden, Amanden. The Art of Fashion Draping. (1995) Fairchild Books.
2. Silberberg, Lily. Shoben, Martin. The Art of Dress Modeling –Shape with in shape. (1992) Butterworth-Heinemann.
3. Draping lab, work station, mannequin, steam iron, sewing machine, draping tools, sewing kit, calico, fusing.
4. Fashion Design (Process, innovation and practice) by Kathryn Mckelvey and Janine Munslow Draping For Fashion Design, 4th Edition by Jaffe H
5. Jaffe, Hilde, and Relly Nussbaum. Draping for Fashion Design. New York, 2010.



This Subject is designed to introduce the student to the artistic tradition of Western culture. It will provide an introduction to works of art as the embodiment of cultural, social, and political values from ancient civilizations of the West to the present. The course will address various historical periods, artists, creative practices, and themes through the study of Western art objects that exhibit unique and significant means of expression in visual form. It will focus on pieces that exemplify each period, practicing detailed visual readings in order to better understand their function within the original culture's context as well as the impact, which they have had on modern Western European and American artistic ideals.

Course Contents:

- **Renaissance Period**

Humanism & Early Renaissance Art:

The Art of Giotto, Uccello, Brunelleschi, Ghiberti, Donatello, Masaccio, Botticelli and, Verrocchio

High Renaissance Art:

The Art of Leonardo da Vinci, Michelangelo, Raphael, Titian and Jan Van Eyck

- **Mannerism**

Origin and Development

Main Artists: Michelangelo, Tintoretto and Elgreco

- **Baroque Art**

The causes and impacts of the Reformation and Counter Reformation on Art

Art: Origin and Characteristics

Artists: Velázquez, Caravaggio, Rembrandt, Rubens, Poussin, and Vermeer

- **Central Europe and Rococo**

- **Neo-Classicism**

History

Art of Jacques Louis David and Ingres

- **Romanticism**

Defining Romanticism and its basic Characteristics

Artists: Francisco Goya, Eugene Delacroix, Theodore Gericault, Turner and John Constable

Reference Books:

1. Richard Tansev, Fred S. Kleiner, Horst De LA Croix, Gardner's Art Through The Ages. Harcourt College Pub; 10th Reiss edition, 1995
2. Murray, Chris, From Antiquity to 19th Century, Rout ledge. 2002
3. Adams, Lausie Schneider, A History of Western Art. Brown & Bench mark Publishers, 1994

The holy Quran is the ultimate source of guidance, offering wisdom, ethical principles and a framework for leading a balance life. Understanding and applying its teachings equip individuals with moral clarity, intellectual depth and spiritual enrichment. In recognition of the vital role of Quranic education in shaping ethical, intellectual and spiritual development this course is in-cooperated.

Course Learning Outcomes:

By the end of this course, students will be able to:

1. Directly comprehend hundreds of Quranic sentences & verses.
2. Understand at least 80 to 85 % of each page of the holy Quran.
3. Understand common verses across different Quranic topics.
4. Achieve proficiency in the basic and advance linguistic aspects of the Arabic language.
5. Understand the difference between Quranic verbs in various forms, such as present, past and imperative.
6. Develop the ability to understand long verses of the holy Quran independently and then comprehend their interpretation.

Course Outline:

Weeks	Lectures	Units	Lessons	Assignments/Home Task	
1.	1.	6	6	Understanding & Translation of Verses	Present Tense صيغة جمع مذكر غائب مثل يعيدون
	2.	6	7-8	Understanding & Translation of Verses	Present Tense صيغة جمع مذكر غائب مثل يعيدون
2.	1.	6	9-10	Understanding & Translation of Verses	Present Tense صيغة مفرد مذكر مخاطب (تعبد) وجمع مذكر مخاطب (تعبدون)
	2.	6	11-12	Understanding & Translation of Verses	Present Tense صيغة جمع مذكر مخاطب (تعبدون)

					صيغة المتكلم (اعيد)
3.	1.	6	13	Understanding & Translation of Verses	Present Tense صيغة جمع المتكلم (تعيد)
	2.	6	14-15	Understanding & Translation of Verses	Negative Imperative صيغة المفرد وصيغة الجمع , لا تعبد, لا تعبدوا
4.	1.	6	16-17	Understanding & Translation of Verses	Conditional Sentences & masdar moawal (مصدر مؤول)
	2.	6	18-19	Understanding & Translation of Verses	Laam uttaleel (لام التعليل) & Laam ul jhood(لام الجحود)
5.	1.	6	20-21	Understanding & Translation of Verses	Present with object pronouns & Passive Voice
	2.	6	Revision (Unit 6)	Quiz	
6.	1.	Unit 7	1 (sec 1-3)	Understanding & Translation of Verses	Past Tense صيغة المفرد للغائب
	2.	6	1 (Sec 4-5)	Understanding & Translation of Verses	Past Tense صيغة المفرد للغائب
7.	1.	6	1 (Sec 5-6)	Understanding & Translation of Verses	Past Tense صيغة المفرد للغائب
	2.	6	1 (Sec 7-9)	Understanding & Translation of Verses	Past Tense صيغة المفرد للغائب
8.	1.	7	Revision	Understanding & Translation of Verses QUIZ	Past Tense صيغة المفرد للغائب
	2.	MID TERM			
9.	1.	7	2 (sec 1-2)	Understanding & Translation of Verses	Past Tense صيغة الجمع للغائب عبدوا
	2.	7	2 (sec 3)	Understanding & Translation of Verses	Past Tense صيغة الجمع للغائب عبدوا
10.	1.	7	2 (sec 4-5)	Understanding & Translation of Verses	Past Tense صيغة الجمع للغائب عبدوا
	2.	7	2 (sec 6-7)	Understanding & Translation of Verses	Past Tense صيغة الجمع للغائب عبدوا
11.	1.	7	3 (sec 1-2)	Understanding & Translation of Verses	Past Tense صيغة الجمع للمتكلم عيدنا

	2.	7	3 (sec 2-3)	Understanding & Translation of Verses	Past Tense صيغة الجمع المتكلم عبدنا
12.	1.	7	3 (sec 3-4)	Understanding & Translation of Verses	Past Tense صيغة الجمع المتكلم عبدنا
	2.	7	3 (sec 4-5)	Understanding & Translation of Verses	Past Tense صيغة الجمع المتكلم عبدنا
13.	1.	7	4 (sec 1-2-3)	Understanding & Translation of Verses	Past Tense صيغة الجمع للمخاطب عبدتم
	2.	7	4 (sec 4-5)	Understanding & Translation of Verses	Past Tense صيغة الجمع للمخاطب عبدتم
14.	1.	7	5-6	Understanding & Translation of Verses Quiz	Past Tense صيغة المتكلم والمخاطب عبد ت ، عبد ن
	2.	7	7	Understanding & Translation of Verses	Past Tense صيغة المؤنث للغائب عب دت
15.	1.	7	8	Understanding & Translation of Verses	Passive Voice (Past Tense) فعل مجهول للمفرد
	2.	7	9	Understanding & Translation of Verses	Passive Voice (Past Tense) فعل مجهول للجمع
16.	1.	8	1-4	Understanding & Translation of Verses	Imperative Verb for singular فعل الأمر للمفرد
	2.	7	5-8	Understanding & Translation of Verses	Imperative Verb for plural فعل الأمر للجمع

Course Book: Muallim ul Quran (Volume 3, 4 & 5) by Dr Ubaid ur Rahman

Provision of material, content and books:

- **Paper book:** All volumes are available in printed book form.
- **Tutorial videos:** Teaching video of each lesson available on YouTube. ✓
- **Confirmation Videos:** A complete series of confirmation videos of all lessons is available in which the student can confirm his answers.
- **A flipbook:** A flipbook edition is also accessible.
- **Helping material:** Helping material for the teachers like quizzes, question papers and images is available on website.

Amir

1-Course Description

The course *Ethics-II* is designed to provide students with a deeper understanding of ethical principles and practices from both Semitic and non-Semitic religions, as well as their application in professional and social contexts. Students will engage with Jewish, Christian, Islamic, Hindu, Buddhist, Sikh, Confucian, and Jain ethical traditions. The course emphasizes moral reasoning, decision-making, tolerance, and peacebuilding. It aims to cultivate an inclusive, humanistic, and holistic approach towards ethical living and interfaith engagement.

2- Learning Objectives

The course objectives are to:

1. Understand the fundamental principles and theories of ethics.
2. Introduce the ethical and moral teachings of Judaism, Christianity, Islam, and Hinduism.
3. Explore the ethical teachings of non-Semitic religions such as Buddhism, Sikhism, Confucianism, and Jainism.
4. Develop critical thinking skills to evaluate ethical arguments and theories.
5. Promote ethical leadership and interfaith harmony.

3- Learning Outcomes

By the end of this course, students will be able to:

1. Identify and analyze major ethical theories and teachings from world religions.
2. Understand the role of religions in improving moral values and social behavior.
3. Demonstrate ethical decision-making in various personal and professional contexts.
4. Recognize the impact of ethical decisions on individuals, communities, and society.
5. Apply skills of ethical leadership, including communication, conflict resolution, and inclusive engagement.

4-Course Structure

1. Interactive lectures, Group discussions and debates
2. Reflection papers and presentations
3. Assignments and Quiz

~~Course Title: Ethics-II (For Non-Muslim Students) Course Code: URGC-5130~~ X

Course Contents**Unit 1: Ethical Teachings of Semitic Religions**

- Judaism and its ethical teachings
- Christianity and its ethical teachings
- Islam and its ethical teachings

Unit 2: Ethical Teachings of Non-Semitic Religions

- Hinduism and its ethical teachings
- Sikhism and Buddhism: ethical values and practices
- Confucian and Jain ethical traditions

Unit 3: Professional Ethics

- Ethics for students and teachers
- Ethics in doctor-patient relationships
- Ethics in trader-customer interactions

Unit 4: Concept and Significance of Tolerance

- Definition, need, and importance of tolerance
- Teachings of Semitic religions on tolerance and their contemporary relevance
- Teachings of non-Semitic religions on tolerance and their contemporary relevance

Unit 5: Foundational Values and Ethics for Peacebuilding in Society

- Respect for sacred scriptures, personalities, places of worship, and religious symbols
- Promotion of tolerance and broadmindedness
- Encouragement of dialogue and harmony
- Benevolence towards humanity
- Establishment of justice and fairness
- Patience, forbearance, and forgiveness

Textbook

- Kidder, R. M. (2009). *How Good People Make Tough Choices: Resolving the Dilemmas of Ethical Living*. Harper.

Suggested Readings

1. Barash, D. P., & Webel, C. P. (2014). *Peace and Conflict Studies*. Sage.
2. Smart, N. (1998). *The World's Religions*. Cambridge University Press.
3. Nasr, S. H. (2003). *The Heart of Islam: Enduring Values for Humanity*. HarperOne.
4. Sharma, A. (2006). *Hindu Ethics: Purity, Abortion, and Euthanasia*. SUNY Press.
5. Harvey, P. (2000). *An Introduction to Buddhist Ethics: Foundations, Values and Issues*. Cambridge University Press.
6. Coward, H., & Perkinson, J. (2013). *A Cross-Cultural Dialogue on Ethical Leadership*. Wilfrid Laurier University Press.
7. Confucius. (1998). *The Analects*. Oxford University Press.

Semester-IV

Category	Course Code	Course Title	Credit Hours
GE-13	URCG-5114	Basic Science	3(2-1)
GE-14	URCG-5124	Entrepreneurship	2(2-0)
GE-15	URCG-5125	Civics and Community Engagement	2(2-0)
Major-13	FADN-5113	Fashion Drawing-II	2(0-2)
Major-14	FADN-5214	Sewing-II	2(0-2)
Major-15	FADN-5215	Pattern Making-II	2(0-2)
Major-16	FADN 5216	Draping-II	2(0-2)
Major-17	FADN-5217	History of Western Art-II (Realism, Impressionism, Neo-Impressionism and Art movements of 20 th Century)	2(2-0)
Major-18	FADN-5218	Textile Design Studio-I (Studio Practice)	2(0-2)

Semester Total Credit Hours: 19

URCG-5114**Basic Science****3(2-1)**

Life, its characteristics, natural science, biology and its branches; Importance of Flora & Fauna in biodiversity; Importance of Natural Compounds in daily life, medicine and human health; Latest developments in natural sciences (Biotechnology); Ecosystem and its components; Environment and its components; Pollutants and their effect on the environment (Greenhouse effect, global warming, acid rains, water pollution and ozone depletions etc); Introduction to micro-organism and its types (bacteria, fungi, viruses)

Practical:


- 1: Field Survey of Flora & Fauna and their identification
- 2: Study of herbarium
- 3: Study of Museum

Recommended Texts.

1. Keddy, P.A. (2017). Plant ecology origins, processes, consequences. Cambridge, University Press.
2. Canadell, J.G., Diaz, S., Heldmaier, G., Jackson, R.B., Levia, D.F., Schulze, E.D. & Sommer, U. (20 19). Ecological studies. Springer.
3. Bhat, S.V., Nagasampagi, B.A. & Sirakumar, M. (2006). Chemistry of Natural Products. Springer Science
4. De, A.K. (2019). Environmental Chemistry. New Age International Press

Suggested Books

1. Fath, B. (2018). Encyclopedia of ecology. Elsevier.
2. Ajith, H .. Urmas. P., Pastur, G. M & Iversion L. R. (2018). Ecosystem services from forest landscapes: broadsclaes consideration. 1stEdition. Springer International Publishing AG.
3. Xu, R., Ye, Y. & Zhao, W. (2011). Introduction to Natural Product Chemistry. CRC Press
4. Tayler, D.J., Green, N.P.O. & Stout, G.W. (1997). Biological Science 1&2. Cambridge University Press
5. Tayler, M.R., Simon, E.J., Dickey, D.J. & Hogan, K.A. (2020). Campbell Biology: Concepts & Connections (10th Edition). Pearson



This course addresses the unique entrepreneurial experience of conceiving, evaluating, creating, managing, and potentially selling a business idea. The goal is to provide a solid background with practical application of important concepts applicable to the entrepreneurial environment. Entrepreneurial discussions regarding the key business areas of finance, accounting, marketing and management include the creative aspects of entrepreneurship. The course relies on classroom discussion, participation, the creation of a feasibility plan, and building a business plan to develop a comprehensive strategy for launching and managing a new venture.

Course Learning Objectives

1. To enhance the 'entrepreneurial intentions' of the students by improving their natural willingness to start a business.
2. To understand the process of entrepreneurship and learn the ways to manage it by working individually in the class and in the form of groups outside the class to conduct field assignments.
3. To educate the students about the practical underpinnings of the entrepreneurship with the aid of practical assignments and idea pitching.

Contents

1. **Background:** What is an Organization, Organizational Resources, Management Functions, Kinds of Managers, Mintzberg's Managerial Roles.
2. **Forms of Business Ownership:** The Sole proprietorship, Partnership, Joint Stock Company
3. **Entrepreneurship:** The World of the Entrepreneur, what is an entrepreneur? The Benefits of Entrepreneurship, The Potential Drawbacks of Entrepreneurship, Behind the Boom: Feeding the Entrepreneurial Fire.
4. **The Challenges of Entrepreneurship:** The Cultural Diversity in Entrepreneurship, The Power of "Small" Business, Putting Failure into Perspective, The Ten Deadly Mistakes of Entrepreneurship, How to Avoid the Pitfalls, Idea Discussions & Selection of student Projects, Islamic Ethics of Entrepreneurship.
5. **Inside the Entrepreneurial Mind:** From Ideas to Reality: Creativity, Innovation, and Entrepreneurship, Creativity – Essential to Survival, Creative Thinking, Barriers to Creativity, How to Enhance Creativity, The Creative Process, Techniques for Improving the Creative Process, Protecting Your Ideas, Idea Discussions & Selection of student Projects.
6. **Products and technology, identification opportunities**
7. **Designing a Competitive Business Model and Building a Solid Strategic Plan:** Building a strategic plan, Building a Competitive Advantage, The Strategic Management Process, Formulate strategic options and select the appropriate strategies, Discussion about execution of Students' Project.
8. **Conducting a Feasibility Analysis and Crafting a Winning Business Plan:** Conducting a Feasibility Analysis, Industry and market feasibility, Porter's five forces model, Financial feasibility analysis. Why Develop a Business Plan, The Elements of a Business Plan, What Lenders and Investors Look for in a Business Plan, Making the Business Plan Presentation.
9. **Building a Powerful Marketing Plan:** Building a Guerrilla Marketing Plan, Pinpointing the Target Market, Determining Customer Needs and Wants Through Market Research. Plotting a Guerrilla Marketing Strategy: How to Build a Competitive Edge, Feed Back & Suggestions on Student Project, Islamic Ethics for Entrepreneurial Marketing
10. **E-Commerce and the Entrepreneur:** Factors to Consider before Launching into ECommerce, Ten Myths of E-Commerce, Strategies for E-Success, Designing a Killer Web Site, Tracking Web Results, Ensuring Web Privacy and Security, Feed Back & Suggestions on Student Project.
11. **Pricing Strategies:** Three Potent Forces: Image, Competition, and Value, Pricing Strategies and Tactics, Pricing Strategies and Methods for Retailers, The Impact of Credit on Pricing
12. **Attracting Venture Capitalist:** Projected Financial Statements, Basic Financial Statements, Ratio Analysis, Interpreting Business Ratios, Breakeven Analysis, Feed Back & Suggestions on Student Project,
13. **Idea Pitching:** Formal presentation, 5-minutes pitch, funding negotiation and launching.

Recommended Texts:

1. Scarborough, N. M. (2011). Essentials of entrepreneurship and small business management. Publishing as Prentice Hall, One Lake Street, Upper Saddle River, New Jersey 07458..

Suggested Readings:

1. Burstiner, I. (1989). Small business handbook. Prentice Hall Press.

Tanya

The Civics and Community Engagement course is designed to provide students with an understanding of the importance of civic participation, culture and cultural diversity, basic foundations of citizenship, group identities and the role of individuals in creating positive change within their communities. The course aims at developing students' knowledge, skills and attitudes necessary for active and responsible citizenship.

Learning outcomes

After completing this course, students will be able to

- Understand the concepts of civic engagement, community development, and social responsibility.
- Understand rights and responsibilities of citizenship
- Understand cultural diversity in local and global context
- Analyze the significance of civic participation in promoting social justice, equity, and • democracy.
- Examine the historical and contemporary examples of successful civic and community engagement initiatives.
- Identify and assess community needs, assets, and challenges to develop effective strategies for community improvement.
- Explore the ethical implications and dilemmas associated with civic and community engagement.
- Develop practical skills for effective community organizing, advocacy, and leadership.
- Foster intercultural competence and respect for diversity in community engagement efforts.
- Collaborate with community organizations, stakeholders, and fellow students to design and implement community-based projects.
- Reflect on personal growth and learning through self-assessment and critical analysis of community engagement experiences.

Course Content:

Introduction to Civics & Community Engagement

- Overview of the course: Civics & Community Engagement
- Definition and importance of civics
- Key concepts in civics: citizenship, democracy, governance, and the rule of law □ Rights and responsibilities of citizens

Citizenship and Community Engagement

- Introduction to Active Citizenship: Overview of the Ideas, Concepts, Philosophy and Skills
- Approaches and Methodology for Active Citizenship

Identity, Culture, and Social Harmony

- Concept and Development of Identity, Group identities
- Components of Culture, Cultural pluralism, Multiculturalism, Cultural Ethnocentrism, Cultural relativism, Understanding cultural diversity, Globalization and Culture, Social Harmony,
- Religious Diversity (Understanding and affirmation of similarities & differences)
- Understanding Socio-Political Polarization
- Minorities, Social Inclusion, Affirmative actions

Multi-cultural society and inter-cultural dialogue

- Inter-cultural dialogue (bridging the differences, promoting harmony)
- Promoting intergroup contact/ Dialogue
- Significance of diversity and its impact
- Importance and domains of Inter-cultural dialogue

Active Citizen: Locally Active, Globally Connected

- Importance of active citizenship at national and global level
- Understanding community
- Identification of resources (human, natural and others)
- Utilization of resources for development (community participation)



- Strategic planning, for development (community linkages and mobilization)

Human rights, constitutionalism and citizens' responsibilities

- Introduction to Human Rights
- Human rights in constitution of Pakistan
- Public duties and responsibilities
- Constitutionalism and democratic process

Social Institutions, Social Groups, Formal Organizations and Bureaucracy

- Types of Groups, Group identities, Organizations
- Bureaucracy, Weber's model of Bureaucracy
- Role of political parties, interest groups, and non-governmental organizations

Civic Engagement Strategies

- Grassroots organizing and community mobilization
- Advocacy and lobbying for policy change
- Volunteerism and service-learning opportunities

Social issues/Problems of Pakistan

Overview of major social issues of Pakistani society

Social Action Project

Recommended Books:

1. Kennedy, J. K., & Brunold, A. (2016). Regional context and Citizenship education in Asia and Europe. New York: Routledge, Falmer.
2. Henslin, James M. (2018). Essentials of Sociology: A Down to Earth Approach (13th ed.). New York: Pearson Education
3. Macionis, J. J., & Gerber, M.L. (2020). Sociology. New York: Pearson Education

Reference Books:

1. Glencoe McGraw-Hill. (n.d.). Civics Today: Citizenship, Economics, and Youth.
2. Magleby, D. B., Light, P. C., & Nemacheck, C. L. (2020). Government by the People (16th ed.). Pearson.
3. Sirianni, C., & Friedland, L. (2005). The Civic Renewal Movement: Community-Building and Democracy in the United States. Kettering Foundation Press.
4. Bloemraad, I. (2006). Becoming a Citizen: Incorporating Immigrants and Refugees in the United States and Canada. University of California Press.
5. Kuyek, J. (2007). Community Organizing: Theory and Practice. Fernwood Publishing.
6. DeKieffer, D. E. (2010). The Citizen's Guide to Lobbying Congress. TheCapitol.Net.
7. Rybacki, K. C., & Rybacki, D. J. (2021). Advocacy and Opposition: An Introduction to Argumentation (8th ed.). Routledge.
8. Kretzmann, J. P., & McKnight, J. L. (1993). Building Communities from the Inside Out: A Path Towards Finding and Mobilizing a Community's Assets. ACTA Publications.
9. Patterson, T. E. (2005). Engaging the Public: How Government and the Media Can Reinvigorate American Democracy. Oxford University Press.
10. Love, N. S., & Mattern, M. (2005). Doing Democracy: Activist Art and Cultural Politics. SUNY Press.

Janu

An introduction to technical drawings of the garment. To develop a mood boards according to designer work for the further references of the design. Students will be introduced to the back view of the garments Study of the different fabrics with new darts and cut line's and study of complete children wear. Practical implementation of the above mentioned techniques executed through exercise.

Course Content:

- Technical terms of garment making
- 4 to 5 projects based on designers with mood boards (Haute Couture)
- Development of new trends and styles based on Famous designer latest work
- Back view drawings
- Theme base assignments with complete rendering (Based on ready to wear)
- Variations of garment cutline, darts, finishing forms folder
- Children wear assignment
- Oraganza fabric rendering Silk fabric, Chiffon, Velvet, net etc. and basic industrial Technical details of the cutes and drawings.
- Different types of fabrics rendering technique (Denim, Leather, skin textures, fur, etc.)Industrial Technical drawing and details of the cutes and drawings. Garment rendering designer wear collection and industrial wear.

References:

Fashion source Book (Kathryn Mckelven)
Inside Fashion Design (Sharon Leetate)

Vanya

Making cuffs its variations through sewing techniques. To develop the understanding and working of hand sewing techniques Students will be introduced to attach hook & eye making buttonhole exercises through hand sewing, Preparation of pockets on different kinds of fabrics in sewing. Practical implementation of the above mentioned techniques executed through exercise.

Course Content:

- Variations of Pocket sewing
- Variation of pocket flaps□
- Placket sewing and variations□
- Yokes & Components
- Button and button hole variations
- Shirt Sewing
- Pressing Techniques.

References Books:

1. Blackman, Cally. One Hundred Years of Men's Wear. Laurence King, 2009.
2. Vogue Magazine, Collezioni Magazine.
3. Fashion Images (Roberta hochberger)

This course is an understanding of how to construct various designs of dresses with different elements and finishes. Students will learn how to execute a design in flat pattern with different experimental and professional approach.

Course Content:

- Parallel dart manipulation.
- Construction of a design with yoke and gathers, button closure,
- waist band and facings
- Asymmetrical dart manipulation exercises
- Explanation of different types of set-in sleeves
- Construction of various sleeves
- Explaining Asymmetric design features in a dress, its proportions and construction
- Complete design with asymmetrical closure for bodice
- Explanation of different variations of more technical collars

Book Reference:

1. Jeff Stone, Dress Smart Men, 2008.
2. Bronwyn Casgrave, Costume and Fashion, 2000.
3. John Peacock, Fashion Accessories, 2000.

In this course, students will experience about fabric behavior through grain lines, bias, off grain. Preparing Through draping they can make any type of design more easily. Introduction of cutline & definitions use in markets / Fashion industry.

Course Content:

- Draping Techniques
 - Complex sleeve designs
 - Creating intricate necklines and collars
- Working with Specialty Fabrics
 - Stretch fabrics (knits, spandex)
 - Silk and other luxury fabrics
 - Innovative uses of fabric manipulation (pleating, gathering, draping)

Note: Students will display Final project or portfolio presentation with minimum five imposed draping sketches

Book Reference:

1. Moira Doyle & Jason, Fundamental of Draping & Pattern Drafting, 2000
2. Attardi, Danilo. Fashion Draping Techniques Vol. 2.(2000)

The history of western art course will introduce art and architecture from Middle Ages to the modern periods. The aim is to foster a wide and deep understanding of art, and help to develop visual literacy and awareness. Students will be able to develop the essential skills of visual and contextual analysis, by examining art and architecture from diverse cultures and the relationships among these works. Students will develop an understanding of global artistic traditions, and their influences on present artworks.

Learning Outcomes

Studying the history of Western art will provide students with deep understanding of art's evolution within the context of societal changes, religious influences, and cultural shifts during different periods. Students will be familiar with diverse artistic styles and knowledge of prominent artists. Enhanced skills to critically analyze artworks, recognizing techniques, themes, and innovations unique to each era, understanding how art reflects values, beliefs, and advancements throughout history.

Recognition of the lasting impact that artists and movements from these periods have had on modern and contemporary art. By the end of the course, students will have a deeper understanding of the progression of Western art, the artists who shaped it, and the cultural and historical forces that drove its development.

Contents:

Romanticism: Eugene Delacroix, Francisco Goya, Theodor Gericault, John Constable, Turner

Neo Classicism: Jacques Louis David, Ingres

Realism: Gustav Courbet, Daumier,

Impressionism (1870-1900)

Artist: Claude Monet, Edouard Manet, Renoir, Degas, Pissarro, Sisley

An overview of following modern movements, Post Impressionism and Modernism (1880-1980)

Artist: Paul Cezanne, Gustav Klimt, Piet Mondrian, Farida Khalo

Symbolism

Artist: Paul Gauguin

Expressionism

Artist: Vincent Van Gough, Edvard Munch

Cubism

Artist: Pablo Picasso, George Braque

Fauvism:

Artist: Henry Matisse, Henry Moor

Futurism

Artist: Umberto Boccioni, Giacomo Balla

Abstract Expressionism

Artist: Jackson Pollack

Dadaism

Artist: Marcel Duchamp, Max Ernst

Surrealism

Artist: Salvador Dali, Rene Magritte, John Miro

Pop Art

Artist: Andy Warhol, Jasper Johns, Roy Lichtenstein

Assemblage

Artist: Robert Rauschenberg, Mother well

Minimalism

Artist: Mark Rothko, Willem de Kooning

OP Art

Artist: Bridget Riley

Conceptual Art

Artist: Damien Hirst, Jeff Koons

Recommended Texts

1. Kleiner, F.S. (2020) Gardner's art through the ages: the western perspective
2. Murra, C. Key writers of art: from antiquity to the nineteenth century, Routledge.
3. Howgego, C. (2002) Ancient history from coins. Routledge

Suggested Readings

1. Harris, J. (2006). Art history, the key concepts Routledge
2. McDermott, C. (2007). Design: the key concepts.
3. RoutledgeGere.C. (2005) Art, Time and Technology (History of the Disappearing body). New York: Berg

Tanya

This is a studio based practical course that offers a design quality that is based on creative as well as professional skills. It is developed to produce two dimensional designs that are not only balanced but are also appealing. It will help not only in making the student expert in the field of creation and design composition but its essence is to make them expert in different techniques as well. In this part both the design and the rendering work as a corporate whole to project not only an appealing but also a suitable design for the market.

Learning Outcomes:

After the successful completion of this course students will be able to

- Understanding of 2D spaces
- Design Composition
- Illusion of Depth on flat surface
- Understanding of repeatable industrial scale designing
- Motif rendering and development is the basis of all textiles
- Students will learn to use different art mediums in design development to achieve their final goal
- It will be helpful in enhancing their learning skills regarding print-design media.

Content:

- Importance of Reference Material
- Design and its different types
- Design Layouts
- Repeats in textile Design
- Types of repeats and how to put a Design in Repeat
- Rendering of a textile print of contemporary designers and random themes.

Books Recommended

- 1) Edwards, Clive. How to Read Pattern: a Crash Course in Textile Design. Herbert Press, 2009.
- 2) Meller, Susan, and Joost Elffers. Textile Designs: 200 Years of Patterns for Printed Fabrics Arranged by Motif, Color, Period and Design. Thames & Hudson, 2010.
- 3) Khandual, Asimananda. Applied Colour Science for Textiles: Computational Techniques Using Matlab. Springer Verlag, Singapor, 2018.

Summer Semester (For student existing program to have Associate Degree)

Category	Course Code	Course Title	Credit Hours	Description
Compulsory	FADN-6119	Internship	3(3-0)	Completion of minimum 45 days/6 hours per day

Semester-V

Category	Course Code	Course Title	Credit Hours
ID-1	SOCI-5107	Pakistani Society and Culture	3(3-0)
Major-20	FADN-6120	Fashion Illustration	2(0-2)
Major-21	FADN-6121	Sewing-III	2(0-2)
Major-22	FADN-6122	Pattern Making-III	2(0-2)
Major-23	FADN-6123	Advance Draping-I	2(0-2)
Major-24	FADN-6124	Textile Design Essentials-I (Batik, Tie & Dye, Natural dyes & Eco Printing, Silk Painting, Stenciling, Screen Printing, Block Printing)	3(0-3)
Major-25	FADN-6125	History of Fashion & Costume Design-I	2(2-0)
Major-26	FADN-6126	Textile Design Studio-II (Studio Practice)	2(0-2)

Semester Total Credit Hours: 18

SOCI-5107**Pakistani Society and Culture****3 (0-3)****Course Description:**

The course aims to make students learn about the nature and structure of Pakistani society. Pakistan has a rich and unique culture that has preserved established traditions throughout history. It aims to impart knowledge about national culture and sub-cultures of Pakistan especially regarding their customs, values and traditions. The course will develop understanding about the integrated function of various social institutions in the country and discuss the five basic institutions with their structure and functions. This course will also discuss the social stratification in different sub-cultures of Pakistan. It also addresses various components of Pakistani Society are integrated in order to understand the broader socio historical context of Pakistani Society. This course also discusses the major social problems of Pakistan, their causes and remedies to eradicate them. In this course major economic and productive activities of Pakistani culture will also be discussed with their problems and solutions of that problems will also be discussed.

Course Outline:**1. Introduction**

- Definition of Society
- Culture, its assumption, Multi culturalism,
- Historical evolution of Pakistani society
- Characteristics of Pakistani Society
- Social Stratification, Cast, Class & Ethnicity
- Social Institutions in Pakistan
 - i. Family
 - ii. Religion
 - iii. Economy
 - iv. Politics
 - v. Education
 - vi. Recreational

2. Educational Dynamics

- Illiteracy
- Literacy
- Universal Primary Education Concept

- Schools; Technical & Higher Education
- Status of Formal and Informal Education

3. Historical Perspective of Pakistani Culture

- Provincial Culture
 - a. Culture of Punjab
 - b. Culture of Sindh
 - c. Culture of NWFP
 - d. Culture of Balochistan
 - e. Culture of Kashmir & Northern Areas
- 4. Urban and Rural Division of Pakistan
 - a. Rural Society
 - b. Urban Society
- 5. Minority and Their Belief
- 6. Major Social Problem
- 7. Major Occupation and Production Activities

Recommended Books:

1. Ahmad, Akbar S. (1990). "Pakistani Society". Karachi: Royal Books Co.
2. Hafeez, Sabiha. (). "Pakistan Changing Society.
3. Rumi, R. (2018). Being Pakistani: Society, culture and the arts, India: HarperCollins.
4. Malik, H. I. (2010). Culture and customs of Pakistan. US: Greenwood Publishing Group.

Suggested Readings:

- 1 Aisha, L., Shaheed, F. (2004). Great ancestors: Women asserting rights in Muslim contexts: Information and training kit. Lahore, Pakistan: Shirkat Gah.
- 2 Lindholm, C. (1996). Frontier Perspective: Essay in comparative anthropology. Karachi: Oxford University Press. p.196.

Translating inspiration into idea and then transferring imaginary ideas on paper with realistic approach towards drawing and rendering of apparel silhouette. Demonstrate basic understanding of fashion drawing and will have a command on its technicalities. Develop an aesthetic approach towards the implementation of an idea. Explore a personal driving force towards illustration.

Course Contents:

- Fashion drawing proportions
- Development of fashion Illustration
- Explore relationship between Art & Fashion
- Types of Neck-lines and Sleeves
- Mood Board Development (Research, material compilation, exploring links between words and images, analyzing apparel design and investigate its source of inspiration).
Fabric / Material Rendering and Development of Fashion Figures (replicate textile surfaces, relationship between garment and silhouette).
- Fabric / Material Rendering and Development of Fashion Figures.
- Silhouette Derivation
- Design Development through manipulation of classic silhouette
- Theme Based Design Project

Recommended Books:

- 1) Nancy, Riegleman. Colors for Modern Fashion. Prentice Hall, 2006
- 2) Sharonelle, Tate. Inside Fashion Design. (5th edition). Prentice Hall, 2003
- 3) Magazine: Collezioni Trends
- 4) www.fashiontrendstylingstyle.com

Making made ups of different kinds through stitching techniques enhances the working fluency in sewing To develop the understanding and working of children wear in sewing techniques Students will be introduced to make garments female top on different fabrics other than calico Preparation of garments in sewing through their fashion drawings make understandings to students in technical ways Practical implementation of the above mentioned techniques executed through exercise.

Course Content:

- Ladies leather jacket
- Children wear (cotton/denim/knit)
- Children wear Variation designs (design selected from fashion drawing then make patterns=sewing)
- Ladies top (black & white, chiffon/silk or animal skin print)
- Ladies trouser/Capri pant

Reference Books:

1. Hagen, Katheryn. Fashion Illustration for Designers (2nd edition) Printice Hall (2004).
2. Ireland, John, Patrick. Encyclopedia of Fashion Details. (2003)
3. Blackman, Cally. One Hundred Years of Men's Wear. Laurence King, 2009.



To develop a sense of collar design, Sleeve and variation of jackets through different levels of outline / style line which should complement & enhance the style & purpose of the design. To develop a sense of pattern perception, Students will learn about the complete finishing of pattern such as facing, lining etc. Practical implementation of the above mentioned techniques executed through exercise.

Course Content:

- Ladies Leather jacket with notch collar
- Ladies Woolen coat with shawl collar
- Ladies trouser block
- Ladies denim block
- Pattern of trouser
- Pattern of leather and denim trouser
- Children wear

Reference Books:

1. Hagen, Katheryn. Fashion Illustration for Designers (2nd edition) Printice Hall (2004).
2. Ireland, John, Patrick. Encyclopedia of Fashion Details. (2003)

Vangam

This is an advanced course that builds upon the foundational skills learned in Draping-II. Students will explore complex draping techniques, experiment with innovative fabrics, and develop expertise in creating intricate garment designs. which should complement & enhance the style & purpose of the design. Students will be introduced to those types of materials & techniques which will be enhance the quality of fabric & Design. Practical implementation of the above mentioned techniques Executed through Exercise.

Course Content:

- Intricate Garment Designs
 - Evening wear and formal gowns
 - Couture-inspired design
 - Avant-garde and experimental designs
- Embellishments and Details
 - Adding texture and dimension to garments
 - Using embroidery, beading, and other embellishments
 - Creating intricate details, such as ruffles and gathering

Reference Books:

1. Hagen, Katheryn. Fashion Illustration for Designers (2nd edition) Printice Hall (2004).
2. Ireland, John, Patrick. Encyclopedia of Fashion Details. (2003)
3. Blackman, Cally. One Hundred Years of Men's Wear. Laurence King, 2009.



This course is based on design development technique through story and mood boards. It's about the creation of complex thematic textile designs for apparel and interior in 3D surface and techniques of textile design. These visual will then be transferred onto fabric through manual techniques. To enable the student to further explore, visualize and ultimately implement surface textiles into garments.

Contents:

- Tie & Dye
- Natural Dyes & Eco Printing
- Fabric Painting
- Silk Painting
- Stamping though Fabric Paint.
- Stenciling
- Batik
 - Application of wax
 - Application of Colours and dyes
- Silk Screen and Table Printing
 - Development and Exposing-of silk-screen

Recommended

- 1) Nancy, Riegleman. Colors for Modern Textile. Prentice Hall, 2006
- 2) Sharonelle, Tate. Inside Textile Design. (5th edition). Prentice Hall, 2003 Magazine: Collezioni Trends

Within this relationship exists a complex and powerful history of changing cultural tastes and beliefs? Why do we wear certain items of clothing in certain places or for certain activities? What would happen if we didn't? Before 3100 fashion history does not exist because people did not wear cloth, Student will learn not only about women wear but also men s wear, accessories, hairstyles. Students will be introduced to the art of fashion costume in concepts of clothing by reviewing the era 3100-1835 such as drapery, embroidery, ornamental symbols, and different variations of sleeves, skirts, ruffles, jewellery and high end fashion.

Course Content:

- Egyptian Civilization
- Greek Era
- Roman Civilization
- Byzantine Period
- Early/Late Gothic Period
- Renaissance Period
- Elizabethan Period
- Cavalier Period
- Early/Late Baroque Period
- High Rococo Period
- Directories Period
- First Empire Period
- Romantic Period

Book Reference:

- 1) Nancy, Riegleman. Colors for Modern Textile. Prentice Hall, 2006
- 2) Sharonelle, Tate. Inside Textile Design. (5th edition). Prentice Hall, 2003 Magazine: Collezioni Trends



This course shall cover the design development on industrial level. Students will have a command not only on paper coordinate designs. The technique and medium will involve printing, painting, weaving felting and crochet etc. rendering but will also involve surface experimentation.

Learning Outcomes:

After the successful completion of this course students will be able to

- Develop designs that fulfill the market demands.
- Combine both medium and technique to create an innovative design.
- Render a design with various techniques.

Content

- Exploration of experimental surfaces
- Experimental material
- Development of Storyboards and Mood boards
- Define an approach to creating a color palette, applying it to design and evaluating the colour effectiveness in their design compositions.
- Knowledge and understanding of Pantone colors.
- Colour Forecast and yearly Trends. Professional awareness according to the local and international Market and use them in design creation
- The sampling of design from paper development onto fabric
- Replication of chain stitch and Stem stitch design
- Print design on traditional embellishment of beads and jewelry
- Design replicate in a form of zardooski work
- Design replicate in a form of Banndhani work
- Replication of an image through photo transfer.
- Replication through Wood Block
- Replication through modern and pos- modern art works

Books Recommended

- 1) Edwards, Clive. How to Read Pattern: a Crash Course in Textile Design. Herbert Press, 2009.
- 2) Meller, Susan, and Joost Elffers. Textile Designs: 200 Years of Patterns for Printed Fabrics Arranged by Motif, Color, Period and Design. Thames & Hudson, 2010.
- 3) Khandual, Asimananda. Applied Colour Science for Textiles: Computational Techniques Using Matlab. Springer Verlag, Singapor, 2018.

3. Artificial Light-Continuous
4. Artificial Light-Flash
5. Light & Color

A Mix of Things

1. Macro Photography
2. Lines and Symmetry (Vertical vs. Horizontal, The Importance of the Horizon)
3. Depth of Field and Distance (Background, Middle ground and Foreground)
4. Space and Balance

Photographing People and Places

1. Revisualization
2. Basic Portrait Lighting
3. Studio Portraiture
4. Environmental Portraiture
5. Landscape and Travel Photography
6. Decisive Moment Photography

References Books

1. Peterson, Bryan. Understanding Exposure: Understanding Exposure, 3rd Edition: How to Shoot Great Photographs with Any Camera, Amphoto Books; 3rd edition, 2010
2. Hallett, Tracy. Close-Up & Macro Photography, Ammonite Press, 2011
3. Ctein, Post-Exposure: Advanced Techniques for the Photographic Printer, Focal Press; 2 edition, 2000
4. Schaub, George. The Digital Darkroom: Black and White Techniques Using Photo shop, Silver Pixel, 1999

Vance

Semester-VI

Category	Course Code	Course Title	Credit Hours
ID-3	GRAD-5110	Photography	3(1-2)
Major-27	FADN-6127	Draping for Couture Design	2(0-2)
Major-28	FADN-6128	Garment Construction-I	2(0-2)
Major-29	FADN-6129	History of Fashion & Costume Design-II	2(2-0)
Major-30	FADN-6130	Digital Fashion Tool-I	2(0-2)
Major-31	FADN-6131	Textile Design Essentials-II (Embroideries, Smoking, Slashing, Patchwork, Applique, Burning)	3(0-3)
ID-4	BUSB-6148	Digital Marketing	3(3-0)

Semester Total Credit Hours: 17

GRAD-5110**Photography****3(1-2)**

Photography is a beginning course which addresses photographic theory, technical issues, applications, composition, practice and history. This course provides the basis for advanced film photography, digital photography, video and film making. The content offers the student the opportunity to elevate the quality of your photographs appreciation of a rt by providing a better understanding and use of these mediums.

Learning Outcomes

This course will give proficiency in using camera settings, exposure, focus, and composition for capturing compelling images. Students will learn to work with natural and artificial light to enhance the mood and impact of photographs. Explore different perspectives and angles to creatively capture subjects from unique viewpoints.

Acquire basic post-processing skills to refine and enhance photographs using editing software. Gain confidence in using different camera types, lenses, and accessories. Develop the ability to showcase and present photographs effectively, both digitally and in print. Students will have better understanding of foundational skills and knowledge to capture and create visually engaging photographs.

Contents**A Step Back in Time**

1. The Film & Digital Process
2. What is Visual Art?
3. Why Go Digital?

You and Your Equipment


1. Eye of the Photographer
2. Cameras
3. Lenses and Filters
4. How to Use Your Camera (Shutters, Aperture & Their Relationships, Exposure & Metering)

Photography Principles

1. Developing Your Eye
2. Image Capture (Elements of Composition, Golden Ratio vs. Rule of Thirds)
3. Workflow and Image Editing (Retouching, Resolution & Printing)

Harnessing the Light

1. Developing Your Visual Signature
2. Natural and Available Light



Students will experience about fabric behavior through grain lines, bias, off grain. Preparing Through draping they can make any type of design more easily. Introduction of cutline & definitions use in markets / Fashion industry.

Course Content:

- Complex draping.
- Loose jackets and coats.
- Raglan sleeve.
- Different kind of volumes.
- Practice and revision of previous year's exams.
- Impose exercises for practice and time management.

Recommended Books:

1. Manon, Potuin. Pliset Drapes.
2. Draping lab, work station, mannequin, steam iron, sewing machine, draping tools, sewing kit, calico, fusing.



This course is design to execute, complete garment collection till the end of the semester. Students will learn to prepare complete R&D for garment collection.

Course Objectives:


- Preparations for garment constructions
- Collection of materials
- To be able to execute collection.

Course Content:

Complete stitching of four collection garments by utilizing learned skills

Recommended Books:

1. Sewing lab, work station, mannequin, steam iron, sewing machine, sewing tools, calico, fusing, final fabric.
2. Blackman, Cally. One Hundred Years of Men's Wear. Laurence King, 2009.
3. Vogue Magazine, Collezioni Magazine.
4. Fashion Images (Roberta hochberger)



Vansan

Fashion history has the largest body of research from which to draw from in writing a dissertation. Pictorial analyses are useful to make specific comparisons between certain aspects of dress that have changed and those that have stayed remained relatively the same. Students will be introduced to the art of fashion costume in concepts of clothing by reviewing the period of 1835-198.0 Invention of looks such as hippy, punk, rap culture etc.

Course Content:

- Early/Mid Victorian Period
- 1st & 2nd Bustle Period
- 3rd Bustle Period
- Gay 90s Period
- La Belle Epoque Period
- 1st World War
- Art Deco
- Depression Period
- 2nd World War
- TV Period
- Anti-Period
- African Influence Period

Book Reference:

- 1) English, Bonnie. *A Cultural History of Fashion in the Twentieth Century from Catwalk to the Sidewalk*. Barg 2007 University of Michigan.
- 2) Kohler, Carl. *History of Costume*. New York.1963.
- 3) Ritu, Kumar. Muscat, Cathy. *Costumes and Textiles of Royal India* .Antique Collectors' Club,The University of California, 2006.
- 4) English, Bonnie. *A Cultural History of Fashion in the Twentieth Century from Catwalk to the Sidewalk*. Barg, University of Michigan, 2007.



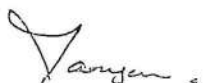
To research and analyse market trends to understand various attributes of their target consumer Develop understanding and skills to produce user focused commercially viable apparel products Explore power of computer graphics to develop effective product promotional images Creating Digital Pattern

Course Content:

- Product identification, customer profiling, Trend analysis and compilation of market research
- Personalization of chosen trends and development of reference board
- Trend interpretation and design development process
- Material selection and illustration rendering
- Development of a promotional image for the previously designed collection keeping in mind psychographics and intellect of the target consumer
- Customizing Pattern by using CAD (Computer Aided Design)
- Digitizing patterns by using CAD
- Understating CAM (Computer Aided Manufacturing).

Recommended Books:

- 1) Tallon, Kevin. Digital Fashion Illustration with Photoshop and Illustrator. Batsford (October 7, 2008).
- 2) Chase, Weiss Renee. CAD for Fashion Design. Prentice Hall; Pap/Dis edition (January 3, 1997).
- 3) Peterson, Brandon. Ultimate Vision. Marvel (February 6, 2008)
- 4) Caban, Geoffrey. World graphic Design.



This course is based on design development technique through story and mood boards. It's about the creation of complex thematic textile designs for apparel and interior in 3D surface and techniques of textile design. These visual will then be transferred onto fabric through manual techniques. To enable the student to further explore, visualize and ultimately implement surface textiles into garments.

Contents:

- Fabric Painting
Application of fabric paint
- Silk Painting
Application of Silk colours
- Stamping through Fabric Paint.
- Eco Printing
- Stenciling
- Batik
Application of wax
Application of Colours and dyes
- Silk Screen and Table Printing
Development and Exposing of silk-screen
- Quilting
- Smoking and Fabric Origami

Recommended Books:

- 1) Nancy, Riegleman. Colors for Modern Textile. Prentice Hall, 2006
- 2) Sharonelle, Tate. Inside Textile Design. (5th edition). Prentice Hall, 2003 Magazine: Collezioni Trends



The course uses a mix of lecture/discussion, interesting individual and group projects, outside speakers, and exams. Prepare for an exciting and dynamic learning experience. The internet and other information technologies have created many interesting and innovative ways to provide customer value since its inception. The social media provide perfect platforms for connecting with today's consumer: High readership blogs, social networks (such as Facebook and LinkedIn), and online communities (such as YouTube, Twitter and Second Life), gave consumers the opportunity to be heard in large numbers, and smart marketers have learned how to tap into these for improving products and marketing communication.

Contents

1. Introduction and industry trends
2. Strategic E-Marketing
3. Site design basics
4. Site design usability
5. Site design
6. Building trust
7. E marketing communications
8. Search and intelligent search
9. Search marketing

Recommended Texts:

1. Strauss, J., El-Ansary, A., & Frost, R. (2006). *E-Marketing: International Edition*. (4thed.). Upper Saddle River: Prentice Hall.
2. Haq, A., Majeed, A., Magoulas, G. D., & Jamal, A. (2020). Transformative Power of Smart Technologies Enabled by Advances in AI: Changing Landscape for Digital Marketing.
3. *In Handbook of Research on Innovations in Technology and Marketing for the Connected Consumer*, 1(17), 1-24.

V. Anje

Summer Semester (For student completion of BS Degree program)

Category	Course Code	Course Title	Credit Hours	Description
Compulsory	FADN-6119	Internship	3(3-0)	Completion of minimum 45 days/6 hours per day

Course Objectives:

- An Intern is some one who works in a temporary position with an emphasis on on-the-job training rather than merely employment making it similar to an apprenticeship.
- Internship are usually college or university students, but they may also be as young as middle school students in some areas.
- Student internships provide opportunities for students to gain experience in their field, determine if they have an interest in a particular career, create a network of contacts, or gain school credit.
- Internships find permanent, paid employment with the companies in which they interned. Their value to the company may be increased by the fact that they need little to no training
- An internship may be either paid, unpaid or partially paid (in the form of a stipend). Paid internships are most common in the medical, architecture, science, engineering, law, business (especially accounting and finance), technology and advertising fields.
- Internships in non-profit organizations such as charities and think tanks are often unpaid, volunteer positions. Internships may be part-time or full-time; typically, they are part-time during the university year and full-time in the summer.

Recommended Companies (Corporate Members PFMA):

1. Bata Pakistan Ltd.
2. Service industries Ltd
3. Brogan shoes
4. Falk shoes international
5. Epct (pvt) Ltd
6. Elegant (pvt) Ltd
7. K shoes (pvt) Ltd
8. Footlib Ltd
9. Firhaj footwear (pvt) Ltd
10. Gomila intersole
11. Askari shoes
12. Brothers associates
13. Shafi (pvt) Ltd
14. Starlet innovations (pvt) Ltd.



Semester-VII

Category	Course Code	Course Title	Credit Hours
ID-02	BUSB-6144	Advertising Management	3(3-0)
Major-32	FADN-6132	Garment Construction-II	2(0-2)
Major-33	FADN-6133	Fashion Trend & Forecast	2(1-1)
Major-34	FADN-6134	Textile & Fashion Technology	2(2-0)
Major-35	FADN-6135	Research Methodology	2(2-0)
Major-36	FADN-6136	Textile Electives (Weaving, Knotting, Knitting)	3(0-3)
	FADN-6137	Capstone Project –I	6(0-6)

Semester Total Credit Hours: 20

BUSB-6144**Advertising Management****3(3-0)**

Marketers use different types of advertising. Brand advertising is defined as a non-personal communication message placed in a paid, mass medium designed to persuade target consumers of a product or service benefits in an effort to induce them to make a purchase. Corporate advertising refers to paid messages designed to that communicate the corporation's values in an effort to influence public opinion. Yet other types of advertising such as not-for-profit advertising and political advertising present special challenges that require different strategies and approaches.

Course Learning Objectives

1. To preparing graduates with knowledge, skills and competencies for being able to become a Strategic Planner of Advertising.
2. To explain Creative Advertising & Marketing Communication.
3. To become aware of the relationship between ethics, social responsibility and advertising.

Contents

1. Role of advertising in society
2. The Evolution of Advertising
3. Advertising and Consumer Behavior
4. Ethics and social responsibility
5. Social, and Regulatory Aspects of Advertising
6. Advertising and the marketing mix
7. Planning and Strategy
8. Advertising research
9. Media strategy in print, broadcast, out-of-home, and interactive media
10. Creative Strategy and the Creative Process
11. Creative aspects of advertising in print, broadcast, out-of-home, and interactive media
12. Direct -Response advertising
13. Interactive, Direct Mail & Out of Home Media
14. Promotions
15. Public Relations
16. Developing an integrated advertising campaign

Recommended Texts:

1. Percy, L. (2016). Strategic advertising management. (5thed.). Oxford: Oxford University Press.
2. Arens, W. F. (1996). Contemporary advertising. (11thed.). New Delhi: Tata McGraw-Hill Education.

Making made ups of different kinds through stitching techniques To develop the understanding and working to stitch garment from draping Students will be introduced to make garments from their own design from pattern Preparation of denim trouser in sewing through their fashion drawings make understandings to students in technical ways Practical implementation of the above mentioned techniques executed through exercise.

Course Content:

- Exercise of different variation of calico
- Woollen coat from draping
- Imposed designs (pattern to sewing) using velvet, cotton , taffeta, chiffon and upholstery fabric
- Imposed design (Derivation from draping to practical garment)
- Denim trouser / Jacket with techniques and advance finishes

References:

High Fashion Sewing Secrets (Claire B.Shaeffer)

Fashion industry is expanding globally. All the fashion brands are preparing fashion stories and collection with respect to some certain occasions like charismas, new years and seasons. Brands have to start work for all these before time and they have prepared their collection. Students will be familiarized the ways and tactics by which they can propose the fashion collection with respect to future

Course Content

- Trends of year with respect to color, fabric and silhouette
- Collection of silhouettes with respect to area, custom values, season and previous response
- Digital presentation of silhouette with specs of target market

Recommended Books:

1. Sewing lab, work station, mannequin, steam iron, sewing machine, sewing tools, calico, fusing, final fabric.
2. Blackman, Cally. One Hundred Years of Men's Wear. Laurence King, 2009.
3. Vogue Magazine, Collezioni Magazine.
4. Fashion Images (Roberta hochberger)

An introduction to textiles and fashion industry in brief. An introduction to spinning in detail. Students will be introduced to the weaving mechanisms and different techniques used in weaving. Students will be introduced to the knitting mechanisms and different techniques used in knitting. Students will be demonstrated with visual aids and physical samples of weaved and knitted fabrics in order to clear the differentiation between knitted fabric and weaved fabric.

Course Content:

- Fibers(Different type of fibers used in fashion industry, properties of fibers)
- Spinning(Blow room,Carding,Drawing,Combing and Ring frame)
- Weaving(Different mechanisms used in weaving,Primary and secondary motions used in weaving,)
- Knitting(Different type of knitted fabrics, GSM and properties of fabrics)

Reference Books:

1. Fiber to Fabrics by Corbsman
2. Class presentations and handouts

Vansu Sa

Course Description:

This course will provide an opportunity for participants to establish or advance their understanding of research through critical exploration of research language, ethics, and approaches. The course introduces the language of research, ethical principles and challenges, and the elements of the research process within quantitative, qualitative, and mixed methods approaches. Participants will use these theoretical underpinnings to begin to critically review literature relevant to their field or interests and determine how research findings are useful in forming their understanding of their work, social, local and global environment.

Learning Outcomes:

After the successful completion of this course students will be able to

- Demonstrate an ability to observe and research.
- Develop and understand technical skills regarding different topics keeping in mind the types of research.
- Research more enthusiastically.

Contents:

- Research Problem
- Types of Research
- Creative research methods in practice
- Creative research methods and ethics
- Gathering data
- Analyzing data
- Plagiarism & Types of Plagiarism
- Writing for research
- Presentation
- Dissemination, implementation and knowledge exchange
- Formatting

Recommended Books:

- 1) Introducing Research Methodology: A Beginner's Guide to Doing a Research Project, SAGE Publications Ltd; Second Edition, 2015
- 2) Dr. Dawson, Catherine. Introduction to Research Methods: A Practical Guide for Anyone Undertaking a Research Project, How to Books; 4 edition, 2009
- 3) Rutledge, Mildred L., Understanding Research Methods: An Overview of the Essentials, Patten; 7 edition, 2009
- 4) Kara, Helen. Creative Research Methods in the Social Sciences: A Practical Guide, University of Chicago Press; 2015



Fashion brands work in different categories of fabrication like knit, weaved, Leather and composite fabrics. Designing will be incomplete without knowing the behavior, fall and feel of fabrication. This subject aims to help the design in combination of fabric behavior

Course Content:

- Introduction to fabrication and its importance for the designing
- Knit types
- Knitted fabric
- Introduction to weaving
- Weave types
- Types of weaved fabrics
- Introduction to leather
- Knotting Techniques
- Knotted surface development

Recommended Books:

- 1) Fabric for fashion (The swatch book) by Clive Hallett and Amanda Johnston Fiber to fabrics by corbs man
- 2) Textile surface manupulaion by niglecheney ,helen McAllister



In this course students will select a final project and theme. After doing thorough market research and development, Students develop theme based work by conduction in-depth research. Fashion Design theme is executed in developing textile surfaces. All approved designs are taken for Draping, Pattern and Sewing. Students will submit their work. This will be considered as a mini thesis and form an initial part /early stage of their project that will be continued in next semester.

1. Collection of four garments
2. Dissertation

The following courses are evaluated in collection process:

- Pattern
- Fashion design
- Sewing
- Draping
- Textile Design.

Recommended Books:

Nil



Semester-VIII

Category	Course Code	Course Title	Credit Hours
Major-37	FADN-6138	Matrimonial & Accessories Design	3(0-3)
Major-38	FADN-6139	Fashion Design Seminar	3(0-3)
Major-39	FADN-6140	Apparel Technology	2(2-0)
Major-40	FADN-6141	Project Research Report	1(1-0)
	FADN-6142	Capstone Project –II	6(0-6)

Semester Total Credit Hours: 15

FADN-6138

Matrimonial and Accessories Design 3(0-3)

This subject is an introduction to two-dimensional expression using canvas for developing bridal wear and its whole working/developments. To develop a sense of acute perception jewelry making on given theme and show it on fashion croquet for display. Students will be introduced to the different types of rendering techniques, technical drawings to make/develop the fashion accessories. Preparation of head gears, glasses etc. with some trendy brand name and logo
Practical implementation of the above mentioned techniques executed through exercise.

Course Content:

- Eastern Bridal + Surface embellishments
- Research boards
- Mood board
- Materials boards (unlimited material / experimental material)
- Fabrics swatch board
- A3 size motif development sheets
- Motif developments
- Embellished samples with experimental, practical material
- complete embellished design
- Complete fashion drawing with rendered back view

Creation of Jewelry designs according to given theme

- Application of jewelry on fashion Coqui with highlighted window
- Accessories Design (Shoes, Bag, Head Gear , Glasses, Hairdo , Belts)
- Shoes design with deferent types Of rendering technique and Technical drawing
- Bag design with front view , back view & side view
- Head gear with hairdo (modern and historical inspired)
- Glasses and belts design with brand name and logo

Recommended Books:

- 1) Textile techniques in metal (Fisch, Arlinem)
- 2) Ireland, John, Patrick. *Encyclopedia of Fashion Details*. (2003) Batsford Publishers.
- 3) Vogue Magazine, Collezioni Magazine.

Students will select their topics for final year projects and get a lot of exposure through demonstrations and discussions conducted by teachers. There are discussions and question answer sessions as well in which students and professionals discuss advanced methods/ techniques and concepts of fashion design regarding their topic for final year projects.

Students are allowed to experiment with and realize different surfaces of textile that they have sketched out according to the theme of their collection. They are encouraged to try alternative techniques to achieve the best possible option. However unlike any other semesters this is very focused towards achieving a specific look of fashion outfit on the whole.

Weekly tutorials and discussions will form a part of this course.

Course Content:

- Students are allowed to work according to their design theme to develop different textures using textile materials or other alternative materials that can be used to achieve the garment look.
- Develop fashion portfolio and sufficient fabrics for garments.

Recommended Books/ Resources

- 1) William.C and Seilz Mark Tobey. The Museum of Modern Art:New York,1992.
- 2) Barnett. Newman, Selected Writings Interviews, (ed). By Jhon P.201: California University Press, 1990.



An introduction with apparel industry and students will be familiarized with spreading, market marking, cutting, bundling, and sewing. They will be familiarized with audit criteria's in fashion field. Students will be introduced with different departments work under the umbrella of fashion industry

Course Content:

- Spreading(Face to face and face to back
- Marker making (manual and CAD)
- Cutting and cutters
- Bundling
- Types of stitches
- Types of seams
- Layouts
- SAM(standard allowed minutes)
- Different departments within apparel industry

Recommended books:

- 1) Kevin, Tallon. Digital Fashion Illustration with Photoshop and Illustrator. Batsford Publications. 2009.
- 2) Middleton, Chris. Instant Graphics: Source and Remix Images for Professional Design. Rotovision Pubn. 2007.
- 3) Evans, Larry. The New Complete Illustration Guide. (2nd edition)1996. Wiley Publishers.



Students will be familiarized with diversified styles of write-ups in which they will write about their research, according to their finalized titles and topics of Capstan Project as per research mechanism.

Course Content:

- Abstract
- Thesis Statement
- Introduction
- Literature Review
- Methodology
- Hypothesis
- Results and discussions
- References
- Glossary

Recommended Books:

- 1) Research methodology by Umasekeran
- 2) Chicago Manual
- 3) APA Manual, 6th Edition.
- 4) Dixon, Wheeler W., and Gwendolyn Audrey Foster. (2008). A Short History of Film. Rutgers University Press.



The students preparing for the Final Project are encouraged to prepare their independent program of study and work. "In consultation with their supervisor. They are expected to work consistently and to be available in the studio together with their work for regular monitoring by their instructors and supervisors. At various stages during the final Semester their work is evaluated by internal and external supervisors who advise on their progress and future course/pace of work. In case progress is not satisfactory at any stage the staff may advise the student to refrain from presetting his/her final project.

At the end of the 8th Semester the students will submit a final project report and his/her work for evaluation by the external examiners for the award of the degree. The examination consists of final project display the students portfolio should also show the student's competence in drawing/ design skills and evidence of work in the minor subject.

Note: Internal supervisor will provide all requirements of final project in written form with signature and date.

Evaluation of Project + Report:

The evaluation of the final project (8th semester) will be done by judging the external and internal evaluation. Internal judging will be done on the base student attendance percentage, mid-term Jury and process work of final project on different stages. Finally internal marking will be done with the coordination of project supervisor and two or three faculty members of the department. External evaluation will be done by the one or two external evaluators. Final result will be submitted in 70% of external marking and 30% internal marking.

